

X30 JUNIOR

Test-Session 3

Track length: 1.190 Km
Session Started: 14:31:00
Best Lap by: 677 - Moritz Weber - 1:05.700

Rank	#	Driver	Nat	Sponsor Entrant	Nat	License E-License	Make	laps	Best Lap	Diff	In Lap	Penalty
1	677	Moritz Weber	DEU	CV Performance Group	DEU	ITF39714 BIC38321	KR/IAME/Komet	12	1:05.700		12	
2	693	Tom Wickop	DEU	DUTT MOTORSP. by FENSTER.COM	LUX	NKA16371 BICK867	T.B.A./IAME/Komet	12	1:05.742	0.042	12	
3	633	Lukas Roos	DEU	SIM-ON	DEU	NKA26175 KBF39246	Kosmic/IAME/Komet	12	1:05.844	0.144	11	
4	695	Gabrijel Hofmann	DEU	ADAC Südbaden e.V. RF Racing	DEU	ITG39966 KBF41358	KR/IAME/Komet	10	1:05.963	0.263	9	
5	614	Julian Bub	DEU	TB Racing Team	DEU	ITG38373 KBF38262	KR/IAME/Komet	11	1:06.159	0.459	11	
6	630	Adrian Lorenz	DEU	CV Performance Group	DEU	NKA16728 BIC38321	KR/IAME/Komet	12	1:06.204	0.504	12	
7	608	Elias Tittus	DEU	MSC-Langenfeld e. V. im ADAC DUTT MOTORSP. by FENSTER.COM	LUX	ITG26232 K867	Tony Kart/IAME/Komet	12	1:06.253	0.553	9	
8	684	Ben Götz	DEU	CV Performance Group	DEU	ITG39655 BIF38321	KR/IAME/Komet	12	1:06.541	0.841	11	
9	610	Lias Erbersdobler	DEU	ADAC Berlin-Brandenburg e.V. SIM-ON	DEU	ITG39045 BIF38321	Kosmic/IAME/Komet	11	1:06.696	0.996	10	
10	637	Jan Alessio Stutz	DEU	ADAC Pfalz e.V. Stern Motorsport	DEU	NKA39928 KBF38195	KR/IAME/Komet	10	1:06.762	1.062	10	
11	670	Emil Drelok	DEU	Rocco Drelok	DEU	NKA10581 BEK1204568	LN/IAME/Komet	12	1:06.825	1.125	11	
12	699	Lenn Göckmann	DEU	ADAC Hessen-Thüringen e.V. Ebert Motorsport	DEU	NKA12140 KBF38528	LN/IAME/Komet	11	1:07.011	1.311	11	
13	616	Noah Schmitt	DEU	AT Motorsport	DEU	ITG39703 KBF38996	Exprit/IAME/Komet	6	1:07.198	1.498	6	
14	617	Noah Daniel Nölken	DEU	DUTT MOTORSP. by FENSTER.COM	LUX	ITG43454 K867	Tony Kart/IAME/Komet	12	1:07.199	1.499	8	
15	676	Fabian Burgstahler	DEU	ADAC Württemberg e.V. Stern Motorsport	DEU	NKA38363 KBF38195	KR/IAME/Komet	12	1:07.319	1.619	11	
16	624	Noah Beckmann	DEU	RMW Motorsport	DEU	NKA12374 KBF39010	OTK/IAME/Komet	11	1:07.750	2.050	2	
17	612	Semir Velija	DEU	Lanari Racing Team	DEU	NKA26111 KBF17166	KR/IAME/Komet	12	1:07.910	2.210	7	
18	623	Charlotte Tille	DEU	NEES RACING	DEU	ITG38871 KBF38362	KR/IAME/Komet	10	1:08.145	2.445	9	
19	666	Valentin Knödel	DEU	Kartshop Ampfing	DEU	NKA39340 BIF25142	Drago Corse/IAME/Komet	10	1:08.157	2.457	9	
20	621	Finley Hölzel	DEU	ADAC Niedersachsen/Sachsen-Anhalt e.V.	DEU	NKA41923 BIC38443	Maranello/IAME/Komet	9	1:08.239	2.539	8	
21	605	Lars Ramaer	DEU	SIM-ON	DEU	NKA24939 KBF39246	Kosmic/IAME/Komet	0			0	
22	606	Manuel Lettner	DEU	Kartshop Ampfing	DEU	NKA38527 BIC25142	Drago Corse/IAME/Komet	0			0	
23	607	Noah Eichele	DEU	Oliver Eichele	DEU	NKA39690 BEK39690	Alpha Karting/IAME/Komet	0			0	
24	611	Joelina Denzel	DEU	AMC Ehingen e.V. SIM-ON	DEU	ITG38907 BIC39246	Kosmic/IAME/Komet	0			0	
25	615	Emilio Bernd	DEU	EB-Sportpromotion	DEU	ITG36776 IDC39462	KR/IAME/Komet	0			0	
26	622	Marius Bonconseil	DEU	Ebert Motorsport	DEU	NKA41072 KBF38528	OTK/IAME/Komet	0			0	
27	626	Ben Gallert	DEU	RMW Motorsport	DEU	ITF38862 KBF12143	OTK/IAME/Komet	0			0	
28	628	Konstantin Titze	DEU	Ebert Motorsport	DEU	ITG36957 KBF38528	LN/IAME/Komet	0			0	
29	644	Gustav Schreiber	DEU	ADAC Sachsen e.V.	DEU	NKA20985 BIC39472	KR/IAME/Komet	0			0	
30	655	Edwin Schreiber	DEU	ADAC Sachsen e.V.	DEU	NKA20984 BIC39472	KR/IAME/Komet	0			0	
31	660	Maxi Eigner	DEU	TR Motorsport	DEU	NKA36132 KBF23400	Mach1/IAME/Komet	0			0	
32	661	Lenn Abbas	DEU	TB Racing Team	DEU	ITG42712 KBF38262	KR/IAME/Komet	0			0	
33	678	Noah Diewolf	DEU	ADAC Südbaden e.V. Dörr Motorsport	DEU	ITG24933 BIF38420	KR/IAME/Komet	0			0	
34	680	Tobias Hinterstoißer	DEU	Ebert Motorsport	DEU	ITG39211 KBF38528	LN/IAME/Komet	0			0	
35	702	Matteo Melis	ITA	Tbkart racing team srl	ITA	IKCJ455903 BIF470451	Tbkart/IAME/Komet	0			0	
36	704	Quinten Van Leeuwen	NLD	Falcon racing team	NLD	IACJ12345 BIC11345	Falcon/IAME/Komet	0			0	

Timekeeper
M.Riehmers

Race Director
H.Seidel



INT. ADAC Kartrennen Wackersdorf

X30 JUNIOR

Pro Kart Raceland Wackersdorf 1,190 Km

Test-Session 3

14.06.2024 14:30

Practice (15:00 Time) started at 14:31:00

Lap	Time of Day	Lap Tm	Diff	S1 Tm	S2 Tm	S3 Tm
(677) Moritz Weber						
1	14:33:31.224	1:07.733	+2.033	24.296	22.997	20.440
2	14:34:38.745	1:07.521	+1.821	24.237	23.070	20.214
3	14:35:46.728	1:07.983	+2.283	24.275	23.256	20.452
4	14:36:53.379	1:06.651	+0.951	24.151	22.652	19.848
5	14:38:00.034	1:06.655	+0.955	24.024	22.873	19.758
6	14:39:06.467	1:06.433	+0.733	23.972	22.629	19.832
7	14:40:12.945	1:06.478	+0.778	24.083	22.536	19.859
8	14:41:19.797	1:06.852	+1.152	24.251	22.741	19.860
9	14:42:26.177	1:06.380	+0.680	24.044	22.556	19.780
10	14:43:32.458	1:06.281	+0.581	23.882	22.689	19.710
11	14:44:38.333	1:05.875	+0.175	23.672	22.519	19.684
12	14:45:44.033	1:05.700		23.600	22.440	19.660

Lap	Time of Day	Lap Tm	Diff	S1 Tm	S2 Tm	S3 Tm
(693) Tom Wickop						
1	14:33:45.528	1:08.043	+2.301	24.614	23.048	20.381
2	14:34:53.453	1:07.925	+2.183	24.664	23.174	20.087
3	14:36:00.977	1:07.524	+1.782	24.752	22.779	19.993
4	14:37:08.289	1:07.312	+1.570	24.341	22.762	20.209
5	14:38:15.253	1:06.964	+1.222	23.931	22.839	20.194
6	14:39:22.605	1:07.352	+1.610	24.390	22.704	20.258
7	14:40:29.834	1:07.229	+1.487	24.232	22.968	20.029
8	14:41:37.140	1:07.306	+1.564	24.282	23.114	19.910
9	14:42:43.801	1:06.661	+0.919	24.003	22.658	20.000
10	14:43:50.600	1:06.799	+1.057	23.770	22.849	20.180
11	14:44:56.671	1:06.071	+0.329	23.721	22.505	19.845
12	14:46:02.413	1:05.742		23.574	22.239	19.929

Lap	Time of Day	Lap Tm	Diff	S1 Tm	S2 Tm	S3 Tm
(633) Lukas Roos						
1	14:33:30.147	1:08.214	+2.370	24.800	23.146	20.268
2	14:34:37.910	1:07.763	+1.919	24.683	23.235	19.845
3	14:35:45.381	1:07.471	+1.627	24.367	23.421	19.683
4	14:36:52.166	1:06.785	+0.941	24.277	22.757	19.751
5	14:37:58.600	1:06.434	+0.590	24.124	22.670	19.640
6	14:39:05.566	1:06.966	+1.122	24.098	22.821	20.047
7	14:40:13.511	1:07.945	+2.101	24.457	23.241	20.247
8	14:41:20.609	1:07.098	+1.254	24.269	22.789	20.040
9	14:42:27.317	1:06.708	+0.864	24.086	22.815	19.807
10	14:43:33.727	1:06.410	+0.566	24.013	22.606	19.791
11	14:44:39.571	1:05.844		23.651	22.458	19.735
12	14:45:45.736	1:06.165	+0.321	23.423	23.126	19.616

Lap	Time of Day	Lap Tm	Diff	S1 Tm	S2 Tm	S3 Tm
(695) Gabriel Hofmann						
1	14:33:29.960	1:10.727	+4.764	25.655	24.116	20.956
2	14:34:38.726	1:08.766	+2.803	24.478	23.776	20.512
3	14:35:47.119	1:08.393	+2.430	25.027	23.258	20.108
4	14:36:56.555	1:09.536	+3.573	24.978	24.092	20.466
5	14:38:04.252	1:07.597	+1.634	24.682	22.884	20.031
6	14:39:12.216	1:07.964	+2.001	24.273	22.802	20.889
7	14:42:54.441	3:42.225	+2:36.262	2:59.629	22.682	19.914
8	14:44:00.838	1:06.397	+0.434	24.030	22.559	19.808
9	14:45:06.801	1:05.963		23.662	22.489	19.812
10	14:46:13.812	1:07.011	+1.048	23.678	22.977	20.356

Lap	Time of Day	Lap Tm	Diff	S1 Tm	S2 Tm	S3 Tm
(614) Julian Bub						
1	14:33:17.539	1:07.064	+0.905	24.345	22.662	20.057
2	14:34:24.543	1:07.004	+0.845	24.293	22.667	20.044
3	14:35:31.858	1:07.315	+1.156	24.376	22.806	20.133
4	14:36:39.672	1:07.814	+1.655	24.357	23.206	20.251
5	14:37:48.309	1:08.637	+2.478	24.375	23.027	21.235
6	14:40:03.866	2:15.557	+1:09.398	1:32.692	22.615	20.250
7	14:41:14.258	1:10.392	+4.233	24.067	22.545	23.780
8	14:42:24.326	1:10.068	+3.909	23.959	22.396	23.713
9	14:43:32.666	1:08.340	+2.181	24.098	22.514	21.728
10	14:44:39.668	1:07.002	+0.843	23.932	22.577	20.493
11	14:45:45.827	1:06.159		23.620	22.379	20.160

Lap	Time of Day	Lap Tm	Diff	S1 Tm	S2 Tm	S3 Tm
(630) Adrian Lorenz						
1	14:33:38.342	1:08.475	+2.271	24.954	23.396	20.125
2	14:34:46.562	1:08.220	+2.016	24.702	23.146	20.372
3	14:35:54.055	1:07.493	+1.289	24.300	23.065	20.128
4	14:37:02.003	1:07.948	+1.744	24.654	23.140	20.154
5	14:38:09.085	1:07.082	+0.878	24.176	23.058	19.848

Lap	Time of Day	Lap Tm	Diff	S1 Tm	S2 Tm	S3 Tm
6	14:39:16.536	1:07.451	+1.247	24.302	22.855	20.294
7	14:40:23.596	1:07.060	+0.856	24.195	22.866	19.999
8	14:41:30.954	1:07.358	+1.154	24.111	23.199	20.048
9	14:42:37.538	1:06.584	+0.380	23.757	22.902	19.925
10	14:43:44.344	1:06.806	+0.602	23.831	22.888	20.087
11	14:44:50.777	1:06.433	+0.229	23.701	22.798	19.934
12	14:45:56.981	1:06.204		23.561	22.670	19.973

Lap	Time of Day	Lap Tm	Diff	S1 Tm	S2 Tm	S3 Tm
(608) Elias Tittus						
1	14:34:04.127	1:07.334	+1.081	24.666	22.588	20.080
2	14:35:10.997	1:06.870	+0.617	24.251	22.636	19.983
3	14:36:18.091	1:07.094	+0.841	24.144	22.882	20.068
4	14:37:24.981	1:06.890	+0.637	24.294	22.438	20.158
5	14:38:31.482	1:06.501	+0.248	24.045	22.416	20.040
6	14:39:37.950	1:06.468	+0.215	24.182	22.479	19.807
7	14:40:44.502	1:06.552	+0.299	24.271	22.285	19.996
8	14:41:50.776	1:06.274	+0.021	24.213	22.247	19.814
9	14:42:57.029	1:06.253		23.990	22.529	19.734
10	14:44:03.507	1:06.478	+0.225	23.876	22.482	20.120
11	14:45:09.869	1:06.362	+0.109	23.668	22.473	20.221
12	14:46:16.464	1:06.595	+0.342	23.632	22.073	20.890

Lap	Time of Day	Lap Tm	Diff	S1 Tm	S2 Tm	S3 Tm
(684) Ben Götz						
1	14:33:33.498	1:09.867	+3.326	24.933	24.545	20.389
2	14:34:42.334	1:08.836	+2.295	24.832	23.455	20.549
3	14:35:51.135	1:08.801	+2.260	25.074	23.234	20.493
4	14:36:59.395	1:08.260	+1.719	24.476	23.222	20.562
5	14:38:07.428	1:08.033	+1.492	24.592	23.144	20.297
6	14:39:15.619	1:08.191	+1.650	24.468	23.239	20.484
7	14:40:23.067	1:07.448	+0.907	24.396	22.926	20.126
8	14:41:30.666	1:07.599	+1.058	24.374	23.065	20.160
9	14:42:38.083	1:07.417	+0.876	24.200	23.238	19.979
10	14:43:50.799	1:12.716	+6.175	29.089	23.585	20.042
11	14:44:57.340	1:06.541		23.964	22.739	19.838
12	14:46:04.402	1:07.062	+0.521	24.117	23.003	19.942

Lap	Time of Day	Lap Tm	Diff	S1 Tm	S2 Tm	S3 Tm
(610) Lias Erbersdobler						
1	14:33:33.969	1:09.929	+3.233	25.207	24.237	20.485
2	14:34:43.491	1:09.522	+2.826	25.516	23.622	20.384
3	14:35:52.150	1:08.659	+1.963	24.601	23.835	20.223
4	14:37:01.553	1:09.403	+2.707	24.381	22.994	22.028
5	14:39:18.753	2:17.200	+1:10.504	1:33.868	23.116	20.216
6	14:40:26.698	1:07.945	+1.249	24.475	23.018	20.452
7	14:41:34.152	1:07.454	+0.758	24.397	22.835	20.222
8	14:42:41.653	1:07.501	+0.805	24.350	23.012	20.139
9	14:43:49.193	1:07.540	+0.844	24.280	23.225	20.035
10	14:44:56.889	1:06.696		24.029	22.678	19.989
11	14:46:03.210	1:07.321	+0.625	24.441	22.620	20.260

Lap	Time of Day	Lap Tm	Diff	S1 Tm	S2 Tm	S3 Tm
(637) Jan Alessio Stutz						
1	14:33:38.452	1:10.920	+4.158	26.015	24.301	20.604
2	14:34:46.841	1:18.389	+11.627	25.698	23.699	28.992
3	14:36:14.700	1:17.859	+11.097	33.637	23.712	20.510
4	14:37:23.340	1:08.640	+1.878	25.043	23.281	20.316
5	14:38:32.134	1:08.794	+2.032	25.164	23.165	20.465
6	14:39:42.024	1:09.890	+3.128	24.657	23.182	22.051
7	14:41:46.321	2:04.297	+57.535	1:21.083	23.084	20.130
8	14:42:53.571	1:07.250	+0.488	24.387	22.912	19.951
9	14:44:05.290	1:11.719	+4.957	24.221	22.841	24.657
10	14:45:12.052	1:06.762		24.010	22.743	20.009

Lap	Time of Day	Lap Tm	Diff	S1 Tm
-----	-------------	--------	------	-------

INT. ADAC Kartrennen Wackersdorf

X30 JUNIOR

Pro Kart Raceland Wackersdorf 1,190 Km

Test-Session 3

14.06.2024 14:30

Practice (15:00 Time) started at 14:31:00

Lap	Time of Day	Lap Tm	Diff	S1 Tm	S2 Tm	S3 Tm
(699) Lenn Göckmann						
1	14:33:35.113	1:08.834	+1.823	24.953	23.454	20.427
2	14:34:43.927	1:08.814	+1.803	24.616	23.683	20.515
3	14:35:52.572	1:08.645	+1.634	24.840	23.347	20.458
4	14:37:00.736	1:08.164	+1.153	24.551	23.299	20.314
5	14:38:08.432	1:07.696	+0.685	24.522	23.104	20.070
6	14:39:16.802	1:08.370	+1.359	24.305	23.319	20.746
7	14:40:26.426	1:09.624	+2.613	24.734	23.157	21.733
8	14:42:05.959	1:39.533	+32.522	56.099	23.332	20.102
9	14:43:13.555	1:07.596	+0.585	24.477	22.985	20.134
10	14:44:20.741	1:07.186	+0.175	24.138	22.926	20.122
11	14:45:27.752	1:07.011		23.788	22.851	20.372

(616) Noah Schmitt						
1	14:34:24.387	2:01.293	+54.095	1:14.653	24.413	22.227
2	14:37:42.333	3:17.946	+2:10.748	2:34.912	22.986	20.048
3	14:38:49.695	1:07.362	+0.164	24.751	22.668	19.943
4	14:39:57.157	1:07.462	+0.264	24.505	22.968	19.989
5	14:41:04.922	1:07.765	+0.567	24.622	22.861	20.282
6	14:42:12.120	1:07.198		24.521	22.766	19.911

(617) Noah Daniel Nölken						
1	14:33:39.775	1:09.297	+2.098	25.695	23.206	20.396
2	14:34:48.942	1:09.167	+1.968	25.198	23.506	20.463
3	14:36:02.610	1:13.668	+6.469	29.850	23.623	20.195
4	14:37:11.026	1:08.416	+1.217	25.176	23.105	20.135
5	14:38:18.717	1:07.691	+0.492	25.022	22.666	20.003
6	14:39:26.569	1:07.852	+0.653	24.870	22.904	20.078
7	14:40:33.997	1:07.428	+0.229	24.811	22.819	19.798
8	14:41:41.196	1:07.199		24.451	22.808	19.940
9	14:42:49.023	1:07.827	+0.628	24.524	23.133	20.170
10	14:43:57.857	1:08.834	+1.635	24.982	23.884	19.968
11	14:45:05.140	1:07.283	+0.084	24.198	23.000	20.085
12	14:46:12.742	1:07.602	+0.403	23.861	22.758	20.983

(676) Fabian Burgstahler						
1	14:33:36.478	1:09.541	+2.222	25.473	23.726	20.342
2	14:34:46.222	1:09.744	+2.425	25.417	24.003	20.324
3	14:35:55.631	1:09.409	+2.090	25.337	23.519	20.553
4	14:37:04.939	1:09.308	+1.989	25.231	23.506	20.571
5	14:38:13.584	1:08.645	+1.326	24.927	23.452	20.266
6	14:39:22.118	1:08.534	+1.215	24.799	23.456	20.279
7	14:40:31.106	1:08.988	+1.669	25.102	23.514	20.372
8	14:41:39.433	1:08.327	+1.008	24.773	23.323	20.231
9	14:42:47.872	1:08.439	+1.120	24.769	23.468	20.202
10	14:43:56.110	1:08.238	+0.919	24.281	23.682	20.275
11	14:45:03.429	1:07.319		24.124	23.136	20.059
12	14:46:11.595	1:08.166	+0.847	24.097	22.961	21.108

(624) Noah Beckmann						
1	14:33:21.230	1:07.889	+0.139	24.734	23.052	20.103
2	14:34:28.980	1:07.750		24.536	22.990	20.224
3	14:35:36.991	1:08.011	+0.261	24.628	23.060	20.323
4	14:36:45.517	1:08.526	+0.776	24.743	23.429	20.354
5	14:37:54.003	1:08.486	+0.736	25.167	23.101	20.218
6	14:39:02.431	1:08.428	+0.678	24.808	23.396	20.224
7	14:40:11.774	1:09.343	+1.593	25.085	23.159	21.099
8	14:41:20.821	1:41.047	+33.297	57.861	23.089	20.097
9	14:43:01.029	1:08.208	+0.458	24.635	23.326	20.247
10	14:44:09.420	1:08.391	+0.641	24.692	23.509	20.190
11	14:45:17.182	1:07.762	+0.012	24.689	22.948	20.125

(612) Semir Velija						
1	14:33:29.204	1:10.352	+2.442	25.701	24.251	20.400
2	14:34:38.677	1:09.473	+1.563	24.972	24.027	20.474
3	14:35:59.179	1:20.502	+12.592	25.063	23.876	31.563
4	14:37:07.868	1:08.689	+0.779	24.879	23.673	20.137
5	14:38:16.248	1:08.380	+0.470	24.515	23.394	20.471
6	14:39:24.506	1:08.258	+0.348	24.663	23.331	20.264
7	14:40:32.416	1:07.910		24.841	23.282	19.787
8	14:41:40.705	1:08.289	+0.379	24.710	23.617	19.962
9	14:42:48.782	1:08.077	+0.167	24.569	23.471	20.037
10	14:43:57.610	1:08.828	+0.918	24.812	24.018	19.998

Lap	Time of Day	Lap Tm	Diff	S1 Tm	S2 Tm	S3 Tm
11	14:45:05.569	1:07.959	+0.049	24.722	23.290	19.947
12	14:46:14.228	1:08.659	+0.749	24.555	23.042	21.062

(623) Charlotte Tille						
1	14:33:34.461	1:09.813	+1.668	25.478	23.657	20.678
2	14:34:44.280	1:09.819	+1.674	25.202	24.037	20.580
3	14:35:55.917	1:11.637	+3.492	25.085	23.814	22.738
4	14:39:21.388	3:25.471	+2:17.326	2:40.607	23.640	21.224
5	14:40:30.429	1:09.041	+0.896	25.639	23.326	20.076
6	14:41:38.704	1:08.275	+0.130	24.858	23.233	20.184
7	14:42:48.469	1:09.765	+1.620	24.852	24.359	20.554
8	14:43:57.329	1:08.860	+0.715	24.824	23.870	20.166
9	14:45:05.474	1:08.145		24.401	23.482	20.262
10	14:46:15.642	1:10.168	+2.023	24.398	24.335	21.435

(666) Valentin Knödel						
1	14:33:37.820	1:11.042	+2.885	26.250	24.250	20.542
2	14:34:47.607	1:09.787	+1.630	25.419	24.148	20.220
3	14:36:41.537	1:53.930	+45.773	25.291	1:08.099	20.540
4	14:37:51.094	1:09.557	+1.400	25.148	23.935	20.474
5	14:39:00.508	1:09.414	+1.257	25.376	23.502	20.536
6	14:40:10.316	1:09.808	+1.651	25.566	23.721	20.521
7	14:41:20.732	1:10.416	+2.259	25.132	23.480	21.804
8	14:43:37.582	2:16.850	+1:08.693	1:33.080	23.445	20.325
9	14:44:45.739	1:08.157		24.769	23.276	20.112
10	14:45:54.498	1:08.759	+0.602	24.404	22.902	21.453

(621) Finley Hölzel						
1	14:33:28.377	1:10.019	+1.780	25.793	23.786	20.440
2	14:34:37.145	1:08.768	+0.529	24.995	23.262	20.511
3	14:35:46.852	1:09.707	+1.468	25.133	23.874	20.700
4	14:36:56.642	1:09.790	+1.551	25.304	23.933	20.553
5	14:38:06.367	1:09.725	+1.486	26.080	23.219	20.426
6	14:39:16.362	1:09.995	+1.756	24.898	23.262	21.835
7	14:41:14.848	1:58.486	+50.247	1:14.719	23.198	20.569
8	14:42:23.087	1:08.239		24.444	23.351	20.444
9	14:43:32.312	1:09.225	+0.986	24.317	23.125	21.783



X30 JUNIOR

Test-Session 4

Track length: 1.190 Km

Session Started: 17:15:10

Best Lap by: 614 - Julian Bub - 1:00.395

Rank	#	Driver	Nat	Sponsor Entrant	Nat	License E-License	Make	laps	Best Lap	Diff	In Lap	Penalty
1	614	Julian Bub	DEU	TB Racing Team	DEU	ITG38373 KBF38262	KR/IAME/Komet	8	1:00.395		8	
2	702	Matteo Melis	ITA	Tbkart racing team srl	ITA	IKCJ455903 BIF470451	Tbkart/IAME/Komet	4	1:00.415	0.020	4	
3	612	Semir Velija	DEU	Lanari Racing Team	DEU	NKA26111 KBF17166	KR/IAME/Komet	8	1:00.702	0.307	8	
4	605	Lars Ramaer	DEU	SIM-ON	DEU	NKA24939 KBF39246	Kosmic/IAME/Komet	13	1:00.905	0.510	13	
5	606	Manuel Lettner	DEU	Kartshop Ampfing	DEU	NKA38527 BIC25142	Drago Corse/IAME/Komet	10	1:01.078	0.683	10	
6	633	Lukas Roos	DEU	SIM-ON	DEU	NKA26175 KBF39246	Kosmic/IAME/Komet	13	1:01.579	1.184	13	
7	622	Marius Bonconseil	DEU	Ebert Motorsport	DEU	NKA41072 KBF38528	OTK/IAME/Komet	11	1:01.763	1.368	11	
8	611	Joelina Denzel	DEU	AMC Ehingen e.V. SIM-ON	DEU	ITG38907 BIC39246	Kosmic/IAME/Komet	12	1:01.898	1.503	12	
9	660	Maxi Eigner	DEU	TR Motorsport	DEU	NKA36132 KBF23400	Mach1/IAME/Komet	6	1:01.932	1.537	6	
10	677	Moritz Weber	DEU	CV Performance Group	DEU	ITF39714 BIC38321	KR/IAME/Komet	12	1:02.098	1.703	12	
11	693	Tom Wickop	DEU	DUTT MOTORSP. by FENSTER.COM	LUX	NKA16371 BICK867	T.B.A./IAME/Komet	11	1:02.212	1.817	11	
12	615	Emilio Bernd	DEU	EB-Sportpromotion	DEU	ITG36776 IDC39462	KR/IAME/Komet	12	1:02.286	1.891	12	
13	661	Lenn Abbas	DEU	TB Racing Team	DEU	ITG42712 KBF38262	KR/IAME/Komet	8	1:02.316	1.921	8	
14	678	Noah Diewold	DEU	ADAC Südbaden e.V. Dörr Motorsport	DEU	ITG24933 BIF38420	KR/IAME/Komet	11	1:02.375	1.980	11	
15	630	Adrian Lorenz	DEU	CV Performance Group	DEU	NKA16728 BIC38321	KR/IAME/Komet	8	1:02.652	2.257	8	
16	637	Jan Alessio Stutz	DEU	ADAC Pfalz e.V. Stern Motorsport	DEU	NKA39928 KBF38195	KR/IAME/Komet	7	1:02.793	2.398	7	
17	670	Emil Drelok	DEU	Rocco Drelok	DEU	NKA10581 BEK1204568	LN/IAME/Komet	12	1:02.820	2.425	12	
18	626	Ben Gallert	DEU	RMW Motorsport	DEU	ITF38862 KBF12143	OTK/IAME/Komet	11	1:02.979	2.584	11	
19	623	Charlotte Tille	DEU	NEES RACING	DEU	ITG38871 KBF38362	KR/IAME/Komet	2	1:03.075	2.680	2	
20	628	Konstantin Titze	DEU	Ebert Motorsport	DEU	ITG36957 KBF38528	LN/IAME/Komet	13	1:03.218	2.823	13	
21	699	Lenn Göckmann	DEU	ADAC Hessen-Thüringen e.V. Ebert Motorsport	DEU	NKA12140 KBF38528	LN/IAME/Komet	12	1:03.249	2.854	12	
22	610	Lias Erbersdobler	DEU	ADAC Berlin-Brandenburg e.V. SIM-ON	DEU	ITG39045 BIF38321	Kosmic/IAME/Komet	13	1:03.338	2.943	13	
23	607	Noah Eichele	DEU	Oliver Eichele	DEU	NKA39690 BEK39690	Alpha Karting/IAME/Komet	5	1:03.386	2.991	5	
24	617	Noah Daniel Nölken	DEU	DUTT MOTORSP. by FENSTER.COM	LUX	ITG43454 K867	Tony Kart/IAME/Komet	12	1:03.428	3.033	12	
25	608	Elias Tittus	DEU	MSC-Langenfeld e. V. im ADAC DUTT MOTORSP. by FENSTER.COM	LUX	ITG26232 K867	Tony Kart/IAME/Komet	13	1:03.457	3.062	12	
26	680	Tobias Hinterstoßer	DEU	Ebert Motorsport	DEU	ITG39211 KBF38528	LN/IAME/Komet	12	1:03.595	3.200	11	
27	684	Ben Götz	DEU	CV Performance Group	DEU	ITG39655 BIF38321	KR/IAME/Komet	11	1:04.389	3.994	9	
28	676	Fabian Burgstahler	DEU	ADAC Württemberg e.V. Stern Motorsport	DEU	NKA38363 KBF38195	KR/IAME/Komet	12	1:04.970	4.575	11	
29	624	Noah Beckmann	DEU	RMW Motorsport	DEU	NKA12374 KBF39010	OTK/IAME/Komet	12	1:05.892	5.497	11	
30	621	Finley Hölzel	DEU	ADAC Niedersachsen/Sachsen-Anhalt e.V.	DEU	NKA41923 BIC38443	Maranello/IAME/Komet	6	1:06.616	6.221	5	
31	666	Valentin Knödel	DEU	Kartshop Ampfing	DEU	NKA39340 BIF25142	Drago Corse/IAME/Komet	7	1:07.981	7.586	4	


Timekeeper
M.Riehmers

Race Director
H.Seidel

Page 1/1

These results are provisional until the conclusion of any judicial and technical matters!

Printed: 14.06.2024 / 17:31



INT. ADAC Kartrennen Wackersdorf

X30 JUNIOR

Pro Kart Raceland Wackersdorf 1,190 Km

Test-Session 4

14.06.2024 17:10

Practice (15:00 Time) started at 17:15:10

Lap	Time of Day	Lap Tm	Diff	S1 Tm	S2 Tm	S3 Tm
(614) Julian Bub						
1	17:23:12.358	1:13.966	+13.571	26.647	25.481	21.838
2	17:24:25.457	1:13.099	+12.704	25.670	25.675	21.754
3	17:25:36.119	1:10.662	+10.267	25.107	24.350	21.205
4	17:26:43.432	1:07.313	+6.918	23.737	23.304	20.272
5	17:27:48.702	1:05.270	+4.875	23.033	22.513	19.724
6	17:28:51.212	1:02.510	+2.115	21.842	21.433	19.235
7	17:29:52.830	1:01.618	+1.223	21.539	20.793	19.286
8	17:30:53.225	1:00.395		21.051	20.377	18.967

Lap	Time of Day	Lap Tm	Diff	S1 Tm	S2 Tm	S3 Tm
(702) Matteo Melis						
1	17:27:08.629	1:15.303	+14.888	25.806	24.634	24.863
2	17:28:44.824	1:36.195	+35.780	52.721	23.437	20.037
3	17:29:48.878	1:04.054	+3.639	22.564	21.771	19.719
4	17:30:49.293	1:00.415		21.350	20.241	18.824

Lap	Time of Day	Lap Tm	Diff	S1 Tm	S2 Tm	S3 Tm
(612) Semir Velija						
1	17:23:07.167	1:16.987	+16.285	27.456	27.493	22.038
2	17:24:20.179	1:13.012	+12.310	26.046	25.591	21.375
3	17:25:31.715	1:11.536	+10.834	25.110	24.789	21.637
4	17:26:39.884	1:08.169	+7.467	24.107	23.676	20.386
5	17:27:46.602	1:06.718	+6.016	23.218	23.612	19.888
6	17:28:50.379	1:03.777	+3.075	22.471	21.725	19.581
7	17:29:52.203	1:01.824	+1.122	21.840	20.911	19.073
8	17:30:52.905	1:00.702		21.170	20.496	19.036

Lap	Time of Day	Lap Tm	Diff	S1 Tm	S2 Tm	S3 Tm
(605) Lars Ramaer						
1	17:17:44.836	1:07.208	+6.303	24.255	22.976	19.977
2	17:18:51.556	1:06.720	+5.815	24.009	22.808	19.903
3	17:19:59.236	1:07.680	+6.775	24.178	22.954	20.548
4	17:21:05.934	1:06.698	+5.793	24.037	22.886	19.775
5	17:22:12.500	1:06.566	+5.661	23.823	22.911	19.832
6	17:23:18.821	1:06.321	+5.416	23.594	22.891	19.836
7	17:24:25.353	1:06.532	+5.627	23.677	22.709	20.146
8	17:25:31.096	1:05.743	+4.838	23.583	22.319	19.841
9	17:26:35.872	1:04.776	+3.871	23.165	22.188	19.423
10	17:27:39.899	1:04.027	+3.122	23.052	21.864	19.111
11	17:28:43.073	1:03.174	+2.269	22.405	21.866	18.903
12	17:29:44.861	1:01.788	+0.883	21.948	21.207	18.633
13	17:30:45.766	1:00.905		21.688	20.709	18.508

Lap	Time of Day	Lap Tm	Diff	S1 Tm	S2 Tm	S3 Tm
(606) Manuel Lettner						
1	17:17:29.603	1:07.858	+6.780	24.520	22.985	20.353
2	17:18:41.374	1:11.771	+10.693	25.079	23.242	23.450
3	17:19:49.419	1:08.045	+6.967	24.667	23.099	20.279
4	17:20:57.703	1:08.284	+7.206	24.437	23.428	20.419
5	17:22:06.628	1:08.925	+7.847	24.520	23.182	21.223
6	17:26:16.205	4:09.577	+3:08.499	3:19.318	27.476	22.783
7	17:27:27.329	1:11.124	+10.046	25.699	24.086	21.339
8	17:28:34.124	1:06.795	+5.717	23.546	22.830	20.419
9	17:29:37.896	1:03.772	+2.694	22.302	22.039	19.431
10	17:30:38.974	1:01.078		21.867	20.382	18.829

Lap	Time of Day	Lap Tm	Diff	S1 Tm	S2 Tm	S3 Tm
(633) Lukas Roos						
1	17:17:42.045	1:06.608	+5.029	24.204	22.526	19.878
2	17:18:48.781	1:06.736	+5.157	24.080	22.709	19.947
3	17:19:58.566	1:09.785	+8.206	27.267	22.775	19.743
4	17:21:05.366	1:06.800	+5.221	23.827	23.327	19.646
5	17:22:10.924	1:05.558	+3.979	23.584	22.519	19.455
6	17:23:16.330	1:05.406	+3.827	23.492	22.419	19.495
7	17:24:22.034	1:05.704	+4.125	23.291	22.757	19.656
8	17:25:27.964	1:05.930	+4.351	23.341	22.580	20.009
9	17:26:33.096	1:05.132	+3.553	23.275	22.102	19.755
10	17:27:36.983	1:03.887	+2.308	22.652	21.951	19.284
11	17:28:40.822	1:03.839	+2.260	22.922	21.629	19.288
12	17:29:43.308	1:02.486	+0.907	22.139	21.157	19.190
13	17:30:44.887	1:01.579		21.818	20.912	18.849

Lap	Time of Day	Lap Tm	Diff	S1 Tm	S2 Tm	S3 Tm
(622) Marius Bonconseil						
1	17:20:01.035	1:06.731	+4.968	24.460	22.543	19.728
2	17:21:07.164	1:06.129	+4.366	23.765	22.653	19.711
3	17:22:12.748	1:05.584	+3.821	23.664	22.338	19.582
4	17:23:18.569	1:05.821	+4.058	23.588	22.528	19.705

Lap	Time of Day	Lap Tm	Diff	S1 Tm	S2 Tm	S3 Tm
(611) Joeline Denzel						
5	17:24:23.732	1:05.163	+3.400	23.321	22.202	19.640
6	17:25:29.127	1:05.395	+3.632	23.262	22.589	19.544
7	17:26:34.100	1:04.973	+3.210	23.184	22.407	19.382
8	17:27:37.938	1:03.838	+2.075	22.705	21.854	19.279
9	17:28:41.270	1:03.332	+1.569	22.604	21.448	19.280
10	17:29:43.878	1:02.608	+0.845	22.336	21.347	18.925
11	17:30:45.641	1:01.763		22.054	21.016	18.693

Lap	Time of Day	Lap Tm	Diff	S1 Tm	S2 Tm	S3 Tm
(660) Maxi Eigner						
1	17:18:18.503	1:42.450	+40.552	24.361	56.963	21.126
2	17:19:27.137	1:08.634	+6.736	25.030	23.461	20.143
3	17:20:36.575	1:09.438	+7.540	24.617	23.123	21.698
4	17:21:45.263	1:08.688	+6.790	24.602	23.375	20.711
5	17:23:00.652	1:15.889	+13.491	30.518	24.748	20.123
6	17:24:07.977	1:07.325	+5.427	24.086	23.273	19.966
7	17:25:15.025	1:07.048	+5.150	24.610	22.867	19.571
8	17:26:20.949	1:05.924	+4.026	23.660	22.796	19.468
9	17:27:26.447	1:05.498	+3.600	23.173	22.538	19.787
10	17:28:30.871	1:04.424	+5.252	23.070	22.011	19.343
11	17:29:34.537	1:03.666	+1.768	22.855	21.712	19.099
12	17:30:36.435	1:01.898		22.158	21.057	18.683

Lap	Time of Day	Lap Tm	Diff	S1 Tm	S2 Tm	S3 Tm
(677) Moritz Weber						
1	17:17:29.385	1:06.281	+4.183	23.988	22.612	19.681
2	17:18:35.710	1:06.325	+4.227	24.078	22.640	19.607
3	17:19:42.205	1:06.495	+4.397	23.922	23.000	19.573
4	17:20:48.572	1:06.367	+4.269	24.051	22.709	19.607
5	17:21:57.031	1:08.459	+6.361	24.004	22.629	21.826
6	17:24:08.098	2:11.067	+1:08.969	1:29.056	22.434	19.574
7	17:25:13.192	1:05.094	+2.996	23.335	22.345	19.414
8	17:26:17.839	1:04.647	+2.549	22.977	22.172	19.498
9	17:27:22.340	1:04.501	+2.403	22.735	22.121	19.645
10	17:28:25.859	1:03.519	+1.421	22.573	21.861	19.085
11	17:29:28.840	1:02.981	+0.883	22.376	21.608	18.997
12	17:30:30.938	1:02.098		22.275	20.957	18.866

Lap	Time of Day	Lap Tm	Diff	S1 Tm	S2 Tm	S3 Tm
(693) Tom Wickop						
1	17:17:44.271	1:06.838	+4.626	24.286	22.685	19.867
2	17:18:50.880	1:06.609	+4.397	24.218	22.695	19.696
3	17:20:37.632	1:46.762	+44.540	24.025	22.502	1:00.225
4	17:22:51.058	2:13.426	+1:11.214	24.403	22.582	1:26.441
5	17:24:08.726	1:17.668	+15.456	35.602	22.529	19.537
6	17:25:14.473	1:05.747	+3.535	23.649	22.293	19.805
7	17:26:19.172	1:04.699	+2.487	23.086	22.173	19.440
8	17:27:23.213	1:04.041	+1.829	22.892	21.742	19.407
9	17:28:26.968	1:03.755	+1.543	22.536	21.910	19.309
10	17:29:29.755	1:02.787	+0.575	22.216	21.304	19.267
11	17:30:31.967	1:02.212		22.228	20.919	19.065

Lap	Time of Day	Lap Tm	Diff	S1 Tm	S2 Tm	S3 Tm
(615) Emilio Bernd						
1	17:17:24.749	1:05.514	+3.228	23.694	22.252	19.568
2						

INT. ADAC Kartrennen Wackersdorf

X30 JUNIOR

Pro Kart Raceland Wackersdorf 1,190 Km

Test-Session 4

14.06.2024 17:10

Practice (15:00 Time) started at 17:15:10

Lap	Time of Day	Lap Tm	Diff	S1 Tm	S2 Tm	S3 Tm
3	17:24:59.020	1:13.885	+11.569	26.214	25.887	21.784
4	17:26:10.339	1:11.319	+9.003	25.403	24.700	21.216
5	17:27:19.107	1:08.768	+6.452	24.073	24.268	20.427
6	17:28:25.388	1:06.281	+3.965	23.647	22.633	20.001
7	17:29:29.953	1:04.565	+2.249	23.020	22.284	19.261
8	17:30:32.269	1:02.316		22.379	21.156	18.781

(678) Noah Diewold

1	17:17:26.320	1:06.347	+3.972	23.858	22.714	19.775
2	17:18:32.934	1:06.614	+4.239	23.996	22.893	19.725
3	17:19:39.750	1:06.816	+4.441	24.041	22.977	19.798
4	17:20:46.511	1:06.761	+4.386	24.095	22.826	19.840
5	17:21:53.012	1:06.501	+4.126	23.803	22.987	19.711
6	17:22:59.161	1:06.149	+3.774	23.711	22.601	19.837
7	17:24:05.259	1:06.098	+3.723	23.676	22.683	19.739
8	17:25:51.509	1:46.250	+43.875	23.576	22.662	1:00.012
9	17:28:15.671	2:24.162	+1:21.787	1:42.219	22.300	19.643
10	17:29:19.307	1:03.636	+1.261	22.755	21.580	19.301
11	17:30:21.682	1:02.375		22.219	21.213	18.943

(630) Adrian Lorenz

1	17:22:26.715	1:14.310	+11.658	26.913	25.291	22.106
2	17:23:39.648	1:12.933	+10.281	25.690	25.316	21.927
3	17:24:50.793	1:11.145	+8.493	25.228	24.605	21.312
4	17:26:00.111	1:09.318	+6.666	24.463	23.713	21.142
5	17:27:07.384	1:07.273	+4.621	23.773	22.893	20.607
6	17:28:13.883	1:06.499	+3.847	23.106	23.229	20.164
7	17:29:17.446	1:03.568	+0.911	22.400	21.704	19.459
8	17:30:20.098	1:02.652		21.972	21.413	19.267

(637) Jan Alessio Stutz

1	17:17:36.681	1:07.494	+4.701	24.689	22.947	19.858
2	17:18:44.055	1:07.374	+4.581	24.282	23.100	19.992
3	17:26:30.474	7:46.419	+6:43.626	7:04.224	22.511	19.684
4	17:27:35.458	1:04.984	+2.191	23.088	22.367	19.529
5	17:28:39.365	1:03.907	+1.114	22.655	21.878	19.374
6	17:29:42.615	1:03.250	+0.457	22.345	21.696	19.209
7	17:30:45.408	1:02.793		22.081	21.692	19.020

(670) Emil Drelok

1	17:18:26.187	1:07.478	+4.658	24.577	22.872	20.029
2	17:19:33.632	1:07.445	+4.625	24.393	23.097	19.955
3	17:20:41.606	1:07.974	+5.154	24.718	23.076	20.180
4	17:21:49.448	1:07.842	+5.022	24.742	23.140	19.960
5	17:22:56.366	1:06.918	+4.098	24.110	22.895	19.913
6	17:24:02.867	1:06.501	+3.681	23.943	22.730	19.828
7	17:25:09.576	1:06.709	+3.889	23.955	22.880	19.874
8	17:26:15.614	1:06.038	+3.218	23.772	22.601	19.665
9	17:27:21.659	1:06.045	+3.225	23.437	22.678	19.930
10	17:28:27.315	1:05.656	+2.836	23.492	22.288	19.876
11	17:29:30.874	1:03.559	+0.739	22.617	21.639	19.303
12	17:30:33.694	1:02.820		22.431	21.388	19.051

(626) Ben Gallert

1	17:17:31.565	1:06.792	+3.813	24.362	22.688	19.742
2	17:18:38.531	1:06.966	+3.987	24.226	22.866	19.874
3	17:19:45.548	1:07.017	+4.038	24.490	22.771	19.756
4	17:20:52.324	1:06.776	+3.797	24.405	22.741	19.630
5	17:22:08.663	1:16.339	+13.360	24.324	31.802	20.213
6	17:23:16.783	1:08.120	+5.141	24.194	22.821	21.105
7	17:26:09.072	2:52.289	+1:49.310	2:04.365	26.413	21.511
8	17:27:18.142	1:09.070	+6.091	24.709	23.917	20.444
9	17:28:24.530	1:06.388	+3.409	23.715	22.650	20.023
10	17:29:28.343	1:03.813	+0.834	22.823	21.708	19.282
11	17:30:31.322	1:02.979		22.904	20.914	19.161

(623) Charlotte Tille

1	17:29:16.108	5:38.011	+4:34.936	4:52.952	25.131	19.928
2	17:30:19.183	1:03.075		22.548	21.500	19.027

(628) Konstantin Titze

1	17:17:22.271	1:06.485	+3.267	24.211	22.413	19.861
2	17:18:28.423	1:06.152	+2.934	24.207	22.246	19.699
3	17:19:34.849	1:06.426	+3.208	24.201	22.293	19.932

Lap	Time of Day	Lap Tm	Diff	S1 Tm	S2 Tm	S3 Tm
4	17:20:41.566	1:06.717	+3.499	23.985	22.811	19.921
5	17:21:47.539	1:05.973	+2.755	23.992	22.193	19.788
6	17:22:53.290	1:05.751	+2.533	23.642	22.340	19.769
7	17:23:59.000	1:05.710	+2.492	23.608	22.376	19.726
8	17:25:04.341	1:05.341	+2.123	23.452	22.189	19.700
9	17:26:09.576	1:05.235	+2.017	23.356	22.196	19.683
10	17:27:14.833	1:05.257	+2.039	23.566	21.989	19.702
11	17:28:19.264	1:04.431	+1.213	23.151	21.892	19.388
12	17:29:22.969	1:03.705	+0.487	22.925	21.651	19.129
13	17:30:26.187	1:03.218		22.741	21.427	19.050

(699) Lenn Göckmann

1	17:17:27.880	1:06.705	+3.456	23.576	23.169	19.960
2	17:18:35.036	1:07.156	+3.907	24.240	22.841	20.075
3	17:19:43.353	1:08.317	+5.068	24.342	23.842	20.133
4	17:20:50.849	1:07.496	+4.247	24.285	22.972	20.239
5	17:21:59.876	1:09.027	+5.778	24.435	23.013	21.579
6	17:23:49.527	1:49.651	+46.402	1:06.665	22.861	20.125
7	17:24:56.508	1:06.981	+3.732	23.864	23.243	19.874
8	17:26:01.850	1:05.342	+2.093	23.201	22.419	19.722
9	17:27:07.797	1:05.947	+2.698	23.094	23.027	19.826
10	17:28:12.985	1:05.188	+1.939	23.123	22.617	19.448
11	17:29:16.478	1:03.493	+0.244	22.703	21.734	19.065
12	17:30:19.727	1:03.249		22.671	21.497	19.081

(610) Lias Erbersdobler

1	17:17:41.802	1:06.756	+3.418	24.139	22.544	20.073
2	17:18:48.726	1:06.924	+3.586	24.020	22.811	20.093
3	17:19:56.111	1:07.385	+4.047	24.536	22.816	20.033
4	17:21:03.367	1:07.256	+3.918	24.214	22.900	20.142
5	17:22:09.850	1:06.483	+3.145	23.919	22.753	19.811
6	17:23:16.498	1:06.648	+3.310	23.743	22.751	20.154
7	17:24:23.158	1:06.660	+3.322	23.799	22.754	20.107
8	17:25:29.599	1:06.441	+3.103	23.440	23.353	19.648
9	17:26:35.239	1:05.640	+2.302	23.432	22.473	19.735
10	17:27:40.778	1:05.539	+2.201	23.523	22.470	19.546
11	17:28:45.159	1:04.381	+1.043	22.925	22.031	19.425
12	17:29:49.472	1:04.313	+0.975	22.866	22.056	19.391
13	17:30:52.810	1:03.338		22.425	21.732	19.181

(607) Noah Eichele

1	17:25:39.732	1:15.355	+11.969	27.302	26.031	22.022
2	17:26:52.128	1:12.396	+9.010	25.793	25.462	21.141
3	17:28:01.062	1:08.934	+5.548	24.119	23.971	20.844
4	17:29:07.891	1:06.829	+3.443	23.381	22.495	20.953
5	17:30:11.277	1:03.386		22.603	21.388	19.445

(617) Noah Daniel Nöken

1	17:18:08.660	1:07.365	+3.937	24.551	22.695	20.119
2	17:19:15.663	1:07.003	+3.575	24.363	22.822	19.818
3	17:20:23.054	1:07.391	+3.963	24.374	23.044	19.973
4	17:21:30.331	1:07.277	+3.849	24.379	22.771	20.127
5	17:22:37.032	1:06.701	+3.273	24.063	22.764	19.874
6	17:23:43.480	1:06.448	+3.020	23.842	22.882	19.724
7	17:24:49.520	1:06.040	+2.612	23.871	22.555	19.614
8	17:25:56.618	1:07.098	+3.670	24.766	22.522	19.810
9	17:27:04.371	1:07.753	+4.325	23.380	22.561	21.812
10	17:28:08.881	1:06.510	+1.082	23.106	22.066	19.388
11	17:29:13.820	1:04.939	+1.511	22.721	22.831	19.387
12	17:30:17.248	1:03.428		22.849	21.425	19.154

(608) Elias Tittus

1	17:17:29.744	1:06.571	+3.114	24.297	22.548	19.726
2	17:18:36.100	1:06.356	+2.899	24.127	22.405	19.824
3	17:19:42.467	1:06.367	+2.910	24.015	22.800	19.552
4	17:20:49.090	1:06.623	+3.166	24.010	22.800	19.813
5	17:21:55.506	1:06.416	+2.959	23.750	22.567	20.099
6	17:23:01.590	1:06.084	+2.627	23.524	22.820	19.740
7	17:24:07.392	1:05.802	+2.345	23.670	22.463	19.669
8	17:25:12.328	1:04.936	+1.479	23.409	22.061	19.466
9	17:26:16.844	1:04.516	+1.059	23.105	21.948	19.463
10	17:27:21.272	1:04.428	+0.971	23.104	21.992	19.

INT. ADAC Kartrennen Wackersdorf

X30 JUNIOR

Pro Kart Raceland Wackersdorf 1,190 Km

Test-Session 4

14.06.2024 17:10

Practice (15:00 Time) started at 17:15:10

Lap	Time of Day	Lap Tm	Diff	S1 Tm	S2 Tm	S3 Tm	Lap	Time of Day	Lap Tm	Diff	S1 Tm	S2 Tm	S3 Tm
13	17:30:32.581	1:03.899	+0.442	22.792	21.132	19.975							
(680) Tobias Hinterstoißer													
1	17:17:38.547	1:07.657	+4.062	24.519	22.973	20.165							
2	17:18:46.697	1:08.160	+4.555	24.780	23.152	20.218							
3	17:19:55.006	1:08.309	+4.714	24.715	23.275	20.319							
4	17:21:03.822	1:08.816	+5.221	24.887	23.514	20.415							
5	17:22:11.719	1:07.897	+4.302	24.324	23.534	20.039							
6	17:23:21.423	1:09.704	+6.109	24.236	23.810	21.658							
7	17:25:51.524	2:30.101	+1:26.506	1:46.905	22.796	20.400							
8	17:26:57.309	1:05.785	+2.190	23.358	22.651	19.776							
9	17:28:02.286	1:04.977	+1.382	23.034	22.457	19.486							
10	17:29:07.110	1:04.824	+1.229	22.721	22.287	19.816							
11	17:30:10.705	1:03.595		22.618	21.709	19.268							
12	17:31:15.118	1:04.413	+0.818	22.485	21.248	20.680							
(684) Ben Götz													
1	17:18:09.512	1:06.854	+2.465	24.065	22.608	20.181							
2	17:19:16.732	1:07.220	+2.831	24.286	23.016	19.918							
3	17:20:24.362	1:07.690	+3.241	24.276	23.200	20.154							
4	17:21:31.328	1:06.966	+2.577	24.061	22.966	19.939							
5	17:22:38.496	1:07.168	+2.779	24.246	22.996	19.926							
6	17:23:46.627	1:08.131	+3.742	23.595	23.131	21.405							
7	17:25:59.686	2:13.059	+1:08.670	1:30.329	22.834	19.896							
8	17:27:05.186	1:05.500	+1.111	23.144	22.497	19.859							
9	17:28:09.575	1:04.389		22.650	22.169	19.570							
10	17:29:14.200	1:04.625	+0.236	22.906	22.386	19.333							
11	17:30:18.755	1:04.555	+0.166	22.640	22.009	19.906							
(676) Fabian Burgstahler													
1	17:17:22.800	1:07.393	+2.423	24.361	23.134	19.898							
2	17:18:30.140	1:07.340	+2.370	24.387	23.002	19.951							
3	17:19:37.960	1:07.820	+2.850	24.543	23.305	19.972							
4	17:20:45.337	1:07.377	+2.407	24.483	22.971	19.923							
5	17:21:52.698	1:07.361	+2.391	24.182	23.166	20.013							
6	17:23:00.425	1:07.727	+2.757	24.602	23.074	20.051							
7	17:24:08.069	1:07.644	+2.674	24.010	23.340	20.294							
8	17:25:15.919	1:07.850	+2.880	24.833	23.131	19.886							
9	17:26:23.076	1:07.157	+2.187	23.638	22.965	20.554							
10	17:28:08.295	1:45.219	+40.249	1:02.796	22.795	19.628							
11	17:29:13.265	1:04.970		23.129	22.459	19.382							
12	17:30:18.689	1:05.424	+0.454	23.224	22.288	19.912							
(624) Noah Beckmann													
1	17:17:32.781	1:07.310	+1.418	24.231	22.975	20.104							
2	17:18:41.048	1:08.267	+2.375	24.465	23.270	20.532							
3	17:19:49.012	1:07.964	+2.072	24.522	23.252	20.190							
4	17:20:56.934	1:07.922	+2.030	24.701	23.094	20.127							
5	17:22:04.764	1:07.830	+1.938	24.595	23.069	20.166							
6	17:23:12.454	1:07.690	+1.798	24.416	23.159	20.115							
7	17:24:20.031	1:07.577	+1.685	24.342	23.112	20.123							
8	17:25:28.008	1:07.977	+2.085	24.152	23.286	20.539							
9	17:26:35.141	1:07.133	+1.241	24.018	23.298	19.817							
10	17:27:41.489	1:06.348	+0.456	23.537	23.040	19.771							
11	17:28:47.381	1:05.892		23.415	22.734	19.743							
12	17:29:53.638	1:06.257	+0.365	23.273	22.459	20.525							
(621) Finley Hölzel													
1	17:20:11.315	1:09.056	+2.440	25.317	23.428	20.311							
2	17:21:19.009	1:07.694	+1.078	24.478	23.039	20.177							
3	17:22:26.297	1:07.288	+0.672	24.039	23.137	20.112							
4	17:23:33.093	1:06.796	+0.180	24.025	22.917	19.854							
5	17:24:39.709	1:06.616		23.709	22.845	20.062							
6	17:25:49.881	1:10.172	+3.556	23.730	23.272	23.170							
(666) Valentin Knödel													
1	17:18:05.634	1:42.516	+34.535	25.199	23.259	54.058							
2	17:19:13.980	1:08.346	+0.365	24.560	23.410	20.376							
3	17:20:22.804	1:08.824	+0.843	24.994	23.325	20.505							
4	17:21:30.785	1:07.981		24.970	22.853	20.158							
5	17:22:39.767	1:08.982	+1.001	24.944	23.580	20.458							
6	17:23:48.226	1:08.459	+0.478	24.440	23.417	20.602							
7	17:24:57.978	1:09.752	+1.771	24.243	23.810	21.699							



X30 JUNIOR

Free Practice

Track length: 1.190 Km

Session Started: 8:59:56

Best Lap by: 605 - Lars Ramaer - 1:06.511

Rank	#	Driver	Nat	Sponsor Entrant	Nat	License E-License	Make	laps	Best Lap	Diff	In Lap	Penalty
1	605	Lars Ramaer	DEU	SIM-ON	DEU	NKA24939 KBF39246	Kosmic/IAME/Komet	8	1:06.511		7	
2	622	Marius Bonconseil	DEU	Ebert Motorsport	DEU	NKA41072 KBF38528	OTK/IAME/Komet	8	1:06.530	0.019	6	
3	677	Moritz Weber	DEU	CV Performance Group	DEU	ITF39714 BIC38321	KR/IAME/Komet	7	1:06.642	0.131	2	
4	628	Konstantin Titze	DEU	Ebert Motorsport	DEU	ITG36957 KBF38528	LN/IAME/Komet	8	1:06.760	0.249	8	
5	704	Quinten Van Leeuwen	NLD	Falcon racing team	NLD	IACJ12345 BIC11345	Falcon/IAME/Komet	7	1:06.780	0.269	6	
6	614	Julian Bub	DEU	TB Racing Team	DEU	ITG38373 KBF38262	KR/IAME/Komet	8	1:06.781	0.270	3	
7	633	Lukas Roos	DEU	SIM-ON	DEU	NKA26175 KBF39246	Kosmic/IAME/Komet	7	1:06.785	0.274	7	
8	615	Emilio Bernd	DEU	EB-Sportpromotion	DEU	ITG36776 IDC39462	KR/IAME/Komet	8	1:06.958	0.447	8	
9	660	Maxi Eigner	DEU	TR Motorsport	DEU	NKA36132 KBF23400	Mach1/IAME/Komet	8	1:07.248	0.737	7	
10	608	Elias Tittus	DEU	MSC-Langenfeld e. V. im ADAC DUTT MOTORSP. by FENSTER.COM	LUX	ITG26232 K867	Tony Kart/IAME/Komet	8	1:07.286	0.775	3	
11	626	Ben Gallert	DEU	RMW Motorsport	DEU	ITF38862 KBF12143	OTK/IAME/Komet	7	1:07.296	0.785	7	
12	693	Tom Wickop	DEU	DUTT MOTORSP. by FENSTER.COM	LUX	NKA16371 BICK867	T.B.A./IAME/Komet	6	1:07.314	0.803	4	
13	630	Adrian Lorenz	DEU	CV Performance Group	DEU	NKA16728 BIC38321	KR/IAME/Komet	5	1:07.480	0.969	5	
14	655	Edwin Schreiber	DEU	ADAC Sachsen e.V.	DEU	NKA20984 BIC39472	KR/IAME/Komet	8	1:07.536	1.025	7	
15	607	Noah Eichele	DEU	Oliver Eichele	DEU	NKA39690 BEK39690	Alpha Karting/IAME/Komet	8	1:07.564	1.053	8	
16	702	Matteo Melis	ITA	Tbkart racing team srl	ITA	IKCJ455903 BIF470451	Tbkart/IAME/Komet	8	1:07.577	1.066	7	
17	678	Noah Diebold	DEU	ADAC Südbaden e.V. Dörr Motorsport	DEU	ITG24933 BIF38420	KR/IAME/Komet	8	1:07.774	1.263	6	
18	695	Gabrijel Hofmann	DEU	ADAC Südbaden e.V. RF Racing	DEU	ITG39966 KBF41358	KR/IAME/Komet	8	1:07.779	1.268	6	
19	644	Gustav Schreiber	DEU	ADAC Sachsen e.V.	DEU	NKA20985 BIC39472	KR/IAME/Komet	8	1:07.809	1.298	8	
20	624	Noah Beckmann	DEU	RMW Motorsport	DEU	NKA12374 KBF39010	OTK/IAME/Komet	8	1:07.828	1.317	4	
21	616	Noah Schmitt	DEU	AT Motorsport	DEU	ITG39703 KBF38996	Exprit/IAME/Komet	8	1:07.879	1.368	5	
22	610	Lias Erbersdobler	DEU	ADAC Berlin-Brandenburg e.V. SIM-ON	DEU	ITG39045 BIF38321	Kosmic/IAME/Komet	7	1:07.947	1.436	4	
23	617	Noah Daniel Nölken	DEU	DUTT MOTORSP. by FENSTER.COM	LUX	ITG43454 K867	Tony Kart/IAME/Komet	7	1:07.975	1.464	3	
24	684	Ben Götz	DEU	CV Performance Group	DEU	ITG39655 BIF38321	KR/IAME/Komet	6	1:07.990	1.479	6	
25	676	Fabian Burgstahler	DEU	ADAC Württemberg e.V. Stern Motorsport	DEU	NKA38363 KBF38195	KR/IAME/Komet	8	1:08.031	1.520	8	
26	699	Lenn Göckmann	DEU	ADAC Hessen-Thüringen e.V. Ebert Motorsport	DEU	NKA12140 KBF38528	LN/IAME/Komet	7	1:08.046	1.535	6	
27	670	Emil Drelok	DEU	Rocco Drelok	DEU	NKA10581 BEK1204568	LN/IAME/Komet	8	1:08.087	1.576	4	
28	621	Finley Hölzel	DEU	ADAC Niedersachsen/Sachsen-Anhalt e.V.	DEU	NKA41923 BIC38443	Maranello/IAME/Komet	7	1:08.104	1.593	6	
29	611	Joelina Denzel	DEU	AMC Ehingen e.V. SIM-ON	DEU	ITG38907 BIC39246	Kosmic/IAME/Komet	7	1:08.174	1.663	3	
30	606	Manuel Lettner	DEU	Kartshop Ampfing	DEU	NKA38527 BIC25142	Drago Corse/IAME/Komet	8	1:08.275	1.764	7	
31	680	Tobias Hinterstoiber	DEU	Ebert Motorsport	DEU	ITG39211 KBF38528	LN/IAME/Komet	8	1:08.304	1.793	6	
32	661	Lenn Abbas	DEU	TB Racing Team	DEU	ITG42712 KBF38262	KR/IAME/Komet	7	1:08.314	1.803	4	
33	612	Semir Velija	DEU	Lanari Racing Team	DEU	NKA26111 KBF17166	KR/IAME/Komet	8	1:08.472	1.961	8	
34	623	Charlotte Tille	DEU	NEES RACING	DEU	ITG38871 KBF38362	KR/IAME/Komet	8	1:08.517	2.006	6	
35	637	Jan Alessio Stutz	DEU	ADAC Pfalz e.V. Stern Motorsport	DEU	NKA39928 KBF38195	KR/IAME/Komet	2	1:09.037	2.526	2	
36	666	Valentin Knödel	DEU	Kartshop Ampfing	DEU	NKA39340 BIF25142	Drago Corse/IAME/Komet	8	1:09.609	3.098	8	


Timekeeper
M.Riehmers

Race Director
H.Seidel

Page 1/1

These results are provisional until the conclusion of any judicial and technical matters!

Printed: 15.06.2024 / 09:11



INT. ADAC Kartrennen Wackersdorf

X30 JUNIOR

Pro Kart Raceland Wackersdorf 1,190 Km

Free Practice

15.06.2024 09:00

Practice (10:00 Time) started at 8:59:56

Lap	Time of Day	Lap Tm	Diff	S1 Tm	S2 Tm	S3 Tm
(605) Lars Ramaer						
1	9:03:08.850	1:07.631	+1.120	24.583	22.792	20.256
2	9:04:15.894	1:07.044	+0.533	24.196	22.744	20.104
3	9:05:22.677	1:06.783	+0.272	23.982	22.724	20.077
4	9:06:29.524	1:06.847	+0.336	23.903	22.790	20.154
5	9:07:41.360	1:11.836	+5.325	29.159	22.686	19.991
6	9:08:47.993	1:06.633	+0.122	23.864	22.703	20.066
7	9:09:54.504	1:05.511		23.922	22.657	19.932
8	9:11:01.030	1:06.526	+0.015	23.945	22.640	19.941

(622) Marius Bonconseil						
1	9:02:24.975	1:07.924	+1.394	24.632	23.249	20.043
2	9:03:32.418	1:07.443	+0.913	24.099	23.146	20.198
3	9:04:39.148	1:06.730	+0.200	24.045	22.749	19.936
4	9:05:46.918	1:07.770	+1.240	24.195	23.525	20.050
5	9:06:53.861	1:06.943	+0.413	23.962	22.828	20.153
6	9:08:00.391	1:06.530		24.054	22.720	19.756
7	9:09:07.547	1:07.156	+0.626	23.982	23.027	20.147
8	9:10:14.264	1:06.717	+0.187	24.092	22.634	19.991

(677) Moritz Weber						
1	9:02:18.949	1:07.162	+0.520	24.347	22.991	19.824
2	9:03:25.591	1:06.642		24.043	22.674	19.925
3	9:04:32.463	1:06.872	+0.230	23.965	23.167	19.740
4	9:05:40.682	1:08.219	+1.577	23.933	22.676	21.610
5	9:08:26.883	2:46.201	+1:39.559	2:02.968	23.252	19.981
6	9:09:34.484	1:07.601	+0.959	24.648	22.910	20.043
7	9:10:41.769	1:07.285	+0.643	24.317	23.011	19.957

(628) Konstantin Titze						
1	9:02:28.540	1:08.592	+1.832	24.803	23.326	20.463
2	9:03:36.033	1:07.493	+0.733	24.626	22.901	19.966
3	9:04:43.236	1:07.203	+0.443	24.367	22.849	19.987
4	9:05:50.129	1:06.893	+0.133	24.311	22.592	19.990
5	9:06:57.268	1:07.189	+0.379	24.451	22.717	19.971
6	9:08:04.334	1:07.066	+0.306	24.329	22.856	19.881
7	9:09:11.303	1:06.969	+0.209	24.199	22.701	20.069
8	9:10:18.063	1:06.760		24.205	22.577	19.978

(704) Quinten Van Leeuwen						
1	9:02:15.882	1:08.205	+1.425	24.645	23.359	20.201
2	9:03:23.635	1:07.753	+0.973	24.179	23.537	20.037
3	9:04:30.567	1:06.932	+0.152	24.138	23.044	19.750
4	9:05:37.900	1:07.333	+0.553	24.138	22.943	20.252
5	9:08:37.271	2:59.371	+1:52.591	2:16.316	23.196	19.859
6	9:09:44.051	1:06.780		24.224	22.778	19.778
7	9:10:51.330	1:07.279	+0.499	24.029	23.006	20.244

(614) Julian Bub						
1	9:02:36.839	1:07.700	+0.919	24.346	22.855	20.499
2	9:03:44.442	1:07.603	+0.822	24.377	22.974	20.252
3	9:04:51.223	1:06.781		24.031	22.639	20.111
4	9:05:58.622	1:07.399	+0.618	24.372	22.885	20.142
5	9:07:06.276	1:07.654	+0.873	24.380	23.104	20.170
6	9:08:13.550	1:07.274	+0.493	24.414	22.742	20.118
7	9:09:20.411	1:06.861	+0.080	24.043	22.666	20.152
8	9:10:27.407	1:06.996	+0.215	24.231	22.746	20.019

(633) Lukas Roos						
1	9:03:11.111	1:07.563	+0.778	24.614	22.998	19.951
2	9:04:20.226	1:09.115	+2.330	26.329	23.022	19.764
3	9:05:27.741	1:07.515	+0.730	24.194	23.113	20.208
4	9:06:35.679	1:07.938	+1.153	24.555	23.200	20.183
5	9:07:42.901	1:07.222	+0.437	24.408	23.167	19.647
6	9:08:49.703	1:06.802	+0.017	24.123	22.835	19.844
7	9:09:56.488	1:06.785		24.165	22.799	19.821

(615) Emilio Bernd						
1	9:02:12.979	1:07.718	+0.760	24.318	23.168	20.232
2	9:03:20.521	1:07.542	+0.584	24.408	22.834	20.300
3	9:04:27.911	1:07.390	+0.432	24.361	22.823	20.206
4	9:05:34.947	1:07.036	+0.078	24.185	22.839	20.012
5	9:06:42.169	1:07.222	+0.264	24.244	22.818	20.160

6	9:07:49.327	1:07.158	+0.200	24.331	22.704	20.123
7	9:08:56.417	1:07.090	+0.132	24.243	22.703	20.144
8	9:10:03.375	1:06.958		24.201	22.563	20.194

(660) Maxi Eigner						
1	9:02:16.844	1:08.204	+0.956	24.707	23.386	20.111
2	9:03:24.551	1:07.707	+0.459	24.431	23.164	20.112
3	9:04:32.698	1:08.147	+0.899	24.593	23.386	20.168
4	9:05:40.110	1:07.412	+0.164	24.369	23.077	19.966
5	9:06:47.952	1:07.842	+0.594	24.818	23.077	19.947
6	9:07:55.297	1:07.345	+0.097	24.553	22.924	19.868
7	9:09:02.545	1:07.248		24.533	22.968	19.747
8	9:10:09.971	1:07.426	+0.178	24.408	23.198	19.820

(608) Elias Tittus						
1	9:02:29.056	1:08.970	+1.684	25.145	23.266	20.559
2	9:03:38.273	1:09.217	+1.931	24.829	23.608	20.780
3	9:04:45.559	1:07.286		24.492	22.707	20.087
4	9:05:53.430	1:07.871	+0.585	24.542	22.961	20.368
5	9:07:05.348	1:11.918	+4.632	28.841	22.851	20.226
6	9:08:12.821	1:07.473	+0.187	24.490	22.844	20.139
7	9:09:20.698	1:07.877	+0.591	24.433	23.159	20.285
8	9:10:29.648	1:08.950	+1.664	24.550	23.264	21.136

(626) Ben Gallert						
1	9:02:25.551	1:08.911	+1.615	25.556	23.163	20.192
2	9:03:35.046	1:09.495	+2.199	24.737	24.018	20.740
3	9:04:43.601	1:08.555	+1.259	25.155	23.343	20.057
4	9:05:51.930	1:08.329	+1.033	24.810	23.256	20.263
5	9:07:00.597	1:08.667	+1.371	24.618	23.058	20.991
6	9:09:23.765	2:23.168	+1:15.872	1:39.706	23.375	20.087
7	9:10:31.061	1:07.295		24.459	22.964	19.873

(693) Tom Wickop						
1	9:02:35.769	1:09.423	+2.109	24.905	23.207	21.311
2	9:05:29.785	2:54.016	+1:46.702	2:10.841	22.965	20.210
3	9:06:37.206	1:07.421	+0.107	24.398	22.859	20.164
4	9:07:44.520	1:07.314		24.334	22.849	20.131
5	9:08:52.366	1:07.846	+0.532	24.347	23.253	20.246
6	9:09:59.919	1:07.553	+0.239	24.379	22.821	20.353

(630) Adrian Lorenz						
1	9:02:26.612	1:10.309	+2.829	25.095	23.556	21.658
2	9:07:23.868	4:57.256	+3:49.776	4:13.529	23.371	20.356
3	9:08:31.536	1:07.668	+0.188	24.494	23.025	20.149
4	9:09:39.072	1:07.536	+0.056	24.413	22.892	20.231
5	9:10:46.552	1:07.480		24.370	23.015	20.095

(655) Edwin Schreiber						
1	9:02:40.973	1:09.510	+1.974	25.621	23.370	20.519
2	9:03:49.728	1:08.765	+1.219	25.111	23.558	20.086
3	9:04:57.840	1:08.112	+0.576	24.678	23.451	19.983
4	9:06:05.962	1:08.122	+0.586	24.654	23.334	20.134
5	9:07:13.694	1:07.732	+0.196	24.616	23.179	19.937
6	9:08:21.588	1:07.894	+0.358	24.308	23.501	20.085
7	9:09:29.124	1:07.536		24.383	23.174	19.979
8	9:10:37.248	1:08.124	+0.588	24.889	23.251	19.984

(607) Noah Eichele						
1	9:02:19.603	1:09.675	+2.111	25.110	23.872	20.693
2	9:03:28.407	1:08.804	+1.240	25.061	23.490	20.253
3	9:04:36.397	1:07.990	+0.426	24.838	23.145	20.007
4	9:05:44.038	1:07.641	+0.077	24.455	23.216	19.970
5	9:06:51.820	1:07.782	+0.218	24.523	23.173	20.086
6	9:07:59.769	1:07.949	+0.385	24.598	23.260	20.091

INT. ADAC Kartrennen Wackersdorf

X30 JUNIOR

Pro Kart Raceland Wackersdorf 1,190 Km

Free Practice

15.06.2024 09:00

Practice (10:00 Time) started at 8:59:56

Lap	Time of Day	Lap Tm	Diff	S1 Tm	S2 Tm	S3 Tm
6	9:08:02.247	1:07.943	+0.366	24.489	23.218	20.236
7	9:09:09.824	1:07.577		24.330	23.099	20.148
8	9:10:17.462	1:07.638	+0.061	24.546	23.041	20.051

(678) Noah Diewold

1	9:02:22.195	1:09.613	+1.839	25.379	23.710	20.524
2	9:03:30.755	1:08.560	+0.786	25.095	23.311	20.154
3	9:04:38.739	1:07.984	+0.210	24.662	23.256	20.066
4	9:05:47.441	1:08.702	+0.928	24.553	23.846	20.303
5	9:06:55.916	1:08.475	+0.701	24.653	23.743	20.079
6	9:08:03.690	1:07.774		24.579	23.192	20.003
7	9:09:11.633	1:07.943	+0.169	24.404	23.234	20.305
8	9:10:19.817	1:08.184	+0.410	24.638	23.359	20.187

(695) Gabriel Hofmann

1	9:02:22.611	1:09.123	+1.344	25.440	23.554	20.129
2	9:03:31.140	1:08.529	+0.750	24.808	23.575	20.146
3	9:04:39.510	1:08.370	+0.591	24.721	23.495	20.154
4	9:05:47.611	1:08.101	+0.322	24.757	23.174	20.170
5	9:06:57.990	1:10.379	+2.600	25.068	25.007	20.304
6	9:08:05.769	1:07.779		24.600	23.100	20.179
7	9:09:14.328	1:08.559	+0.780	24.668	23.725	20.166
8	9:10:22.557	1:08.229	+0.450	24.809	23.280	20.140

(644) Gustav Schreiber

1	9:02:42.074	1:09.366	+1.557	25.408	23.534	20.424
2	9:03:51.176	1:09.102	+1.293	25.142	23.750	20.210
3	9:04:59.343	1:08.167	+0.358	24.708	23.318	20.141
4	9:06:07.297	1:07.954	+0.145	24.797	23.194	19.963
5	9:07:15.611	1:08.314	+0.505	24.712	23.415	20.187
6	9:08:24.089	1:08.478	+0.669	24.811	23.655	20.012
7	9:09:32.211	1:08.122	+0.313	24.703	23.044	20.375
8	9:10:40.020	1:07.809		24.577	23.128	20.104

(624) Noah Beckmann

1	9:02:19.294	1:09.057	+1.229	25.045	23.502	20.510
2	9:03:27.569	1:08.275	+0.447	24.884	23.199	20.192
3	9:04:35.744	1:08.175	+0.347	24.631	23.159	20.385
4	9:05:43.572	1:07.823		24.511	23.150	20.167
5	9:06:51.502	1:07.930	+0.102	24.583	23.073	20.274
6	9:08:00.290	1:08.788	+0.960	24.585	23.162	21.041
7	9:09:08.979	1:08.689	+38.861	1:03.357	23.011	20.321
8	9:10:17.462	1:07.953	+0.125	24.745	23.083	20.125

(616) Noah Schmitt

1	9:02:23.397	1:10.607	+2.728	26.608	23.581	20.418
2	9:03:32.052	1:08.655	+0.776	25.247	23.205	20.203
3	9:04:40.706	1:08.654	+0.775	25.187	23.201	20.266
4	9:05:48.774	1:08.068	+0.189	24.865	23.024	20.179
5	9:06:56.653	1:07.879		24.849	23.035	19.995
6	9:08:05.259	1:08.606	+0.727	25.124	23.304	20.178
7	9:09:13.686	1:08.427	+0.548	25.082	23.276	20.069
8	9:10:21.671	1:07.985	+0.106	24.807	23.180	19.998

(610) Lias Erbersdobler

1	9:03:10.577	1:08.674	+0.727	24.841	23.526	20.307
2	9:04:19.042	1:08.465	+0.518	24.705	23.466	20.294
3	9:05:27.499	1:08.457	+0.510	24.748	23.469	20.240
4	9:06:35.446	1:07.947		24.484	23.260	20.203
5	9:07:44.116	1:08.670	+0.723	24.828	23.622	20.220
6	9:08:52.843	1:08.727	+0.780	24.912	23.464	20.351
7	9:10:00.862	1:08.019	+0.072	24.359	23.261	20.399

(617) Noah Daniel Nölken

1	9:02:40.596	1:10.686	+2.711	26.373	23.744	20.569
2	9:03:49.419	1:08.823	+0.848	24.956	23.458	20.409
3	9:04:57.394	1:07.975		24.767	23.057	20.161
4	9:06:13.043	1:15.649	+7.674	31.962	23.249	20.438
5	9:07:21.485	1:08.442	+0.467	24.967	23.055	20.420
6	9:08:31.090	1:09.605	+1.630	24.917	23.037	21.651
7	9:10:06.124	1:35.034	+27.059	51.754	23.052	20.228

(684) Ben Götz

1	9:02:27.758	1:09.554	+1.564	25.118	23.762	20.674
---	-------------	----------	--------	--------	--------	--------

Lap	Time of Day	Lap Tm	Diff	S1 Tm	S2 Tm	S3 Tm
2	9:03:38.626	1:10.868	+2.878	25.022	24.638	21.208
3	9:07:08.221	3:29.595	+2:21.605	2:45.493	23.724	20.378
4	9:08:16.601	1:08.380	+0.390	24.459	23.350	20.571
5	9:09:24.815	1:08.214	+0.224	24.496	23.436	20.282
6	9:10:32.805	1:07.990		24.373	23.389	20.228

(676) Fabian Burgstahler

1	9:02:23.990	1:09.613	+1.582	25.507	23.666	20.440
2	9:03:32.966	1:08.976	+0.945	24.929	23.719	20.328
3	9:04:41.587	1:08.621	+0.590	24.805	23.433	20.383
4	9:05:49.830	1:08.243	+0.212	24.919	23.218	20.106
5	9:06:58.541	1:08.711	+0.680	25.075	23.391	20.245
6	9:08:06.633	1:08.092	+0.061	24.737	23.245	20.110
7	9:09:14.976	1:08.343	+0.312	24.838	23.389	20.116
8	9:10:23.007	1:08.031		24.798	23.299	19.934

(699) Lenn Göckmann

1	9:02:30.207	1:09.600	+1.554	25.267	23.754	20.579
2	9:03:39.455	1:09.248	+1.202	25.061	23.789	20.398
3	9:04:47.958	1:08.503	+0.457	24.674	23.645	20.184
4	9:05:56.695	1:11.737	+3.691	24.530	23.347	23.860
5	9:07:05.271	1:53.576	+45.530	1:10.010	23.333	20.233
6	9:09:01.317	1:08.046		24.474	23.296	20.276
7	9:10:09.669	1:08.352	+0.306	24.641	23.395	20.316

(670) Emil Drelok

1	9:02:26.127	1:08.877	+0.790	25.223	23.248	20.406
2	9:03:36.425	1:10.298	+2.211	24.861	23.392	22.045
3	9:04:44.801	1:08.376	+0.289	24.747	23.293	20.336
4	9:05:52.888	1:08.087		24.717	23.140	20.230
5	9:07:01.089	1:08.201	+0.114	24.642	23.355	20.204
6	9:08:09.715	1:08.626	+0.539	24.889	23.493	20.244
7	9:09:18.328	1:08.613	+0.526	24.745	23.473	20.395
8	9:10:26.534	1:08.206	+0.119	24.639	23.384	20.183

(621) Finley Hölzel

1	9:02:37.300	1:11.475	+3.371	26.499	23.552	21.424
2	9:03:45.965	1:08.665	+0.561	24.731	23.523	20.411
3	9:04:54.354	1:08.389	+0.285	24.974	23.110	20.305
4	9:06:02.696	1:08.342	+0.238	24.611	23.357	20.374
5	9:07:10.860	1:08.164	+0.060	24.646	23.345	20.173
6	9:08:18.964	1:08.104		24.661	23.160	20.283
7	9:09:29.341	1:10.377	+2.273	24.446	23.380	22.551

(611) Joelina Denzel

1	9:03:10.234	1:09.319	+1.145	25.295	23.610	20.414
2	9:04:18.647	1:08.413	+0.239	24.667	23.416	20.330
3	9:05:26.821	1:08.174		24.679	23.413	20.182
4	9:06:38.578	1:11.757	+3.583	24.766	23.225	23.766
5	9:07:48.529	1:09.951	+1.777	25.179	23.282	21.490
6	9:09:28.925	1:40.396	+32.222	56.612	23.518	20.266
7	9:10:39.689	1:10.764	+2.590	25.036	23.944	21.784

(606) Manuel Lettner

1	9:02:36.079	1:11.471	+3.196	25.375	24.736	21.360
2	9:03:45.741	1:09.662	+1.387	25.000	23.845	20.817
3	9:04:55.871	1:10.130	+1.855	25.828	23.515	20.787
4	9:06:05.356	1:09.485	+1.210	25.035	23.768	20.682
5	9:07:15.283	1:09.927	+1.652	24.950	24.275	20.702
6	9:08:25.328	1:10.045	+1.770	24.907	24.585	20.553
7	9:09:33.603	1:08.275		24.583	23.269	20.423
8	9:10:42.310	1:08.707	+0.432	24.609	23.215	20.883

(680) Tobias Hinterstoiber

1	9:02:29.780	1:09.895	+1.591	25.754	23.348	20.793
2	9:03:39.804	1:10.024	+1.720	25.420	24.159	20.445
3	9:04:49.140	1:09.336	+1.032	24.763	24.103	20.470
4	9:05:57.713	1:08.573	+0.269	24.735	23.566	20.272
5	9:07:06.963	1:09.250	+0.946	24.988	23.959	20.303
6	9:08:15.267	1:08.304		24.671	23.261	20.372
7	9:09:24.052	1:08.785	+0.481	24.827	23.682	20.276
8	9:10:32.423	1:08.371	+0.067	24.804	23.107	20.460

(661) Lenn Abbas



INT. ADAC Kartrennen Wackersdorf

X30 JUNIOR

Pro Kart Raceland Wackersdorf 1,190 Km

Free Practice

15.06.2024 09:00

Practice (10:00 Time) started at 8:59:56

Lap	Time of Day	Lap Tm	Diff	S1 Tm	S2 Tm	S3 Tm	Lap	Time of Day	Lap Tm	Diff	S1 Tm	S2 Tm	S3 Tm
1	9:02:28.416	1:10.138	+1.824	25.298	23.752	21.088							
2	9:03:38.912	1:10.496	+2.182	25.265	24.006	21.225							
3	9:04:48.864	1:09.952	+1.638	24.981	24.599	20.372							
4	9:05:57.178	1:08.314		24.694	23.411	20.209							
5	9:07:06.179	1:09.001	+0.687	25.294	23.385	20.322							
6	9:08:15.664	1:09.485	+1.171	24.911	23.504	21.070							
7	9:10:29.564	2:13.900	+1:05.586	1:29.975	23.587	20.338							

(612) Semir Velija

1	9:02:19.110	1:09.577	+1.105	25.155	23.859	20.563
2	9:03:28.145	1:09.035	+0.563	24.847	23.924	20.264
3	9:04:38.053	1:09.908	+1.436	25.301	23.802	20.805
4	9:05:47.111	1:09.058	+0.586	25.043	23.523	20.492
5	9:06:56.400	1:09.289	+0.817	24.911	23.947	20.431
6	9:08:04.912	1:08.512	+0.040	24.713	23.535	20.264
7	9:09:13.585	1:08.673	+0.201	24.771	23.561	20.341
8	9:10:22.057	1:08.472		24.649	23.474	20.349

(623) Charlotte Tille

1	9:02:24.811	1:09.224	+0.707	25.168	23.776	20.280
2	9:03:34.956	1:10.145	+1.628	25.049	24.670	20.426
3	9:04:43.515	1:08.559	+0.042	24.591	23.586	20.382
4	9:05:52.281	1:08.766	+0.249	24.693	23.440	20.633
5	9:07:00.955	1:08.674	+0.157	24.765	23.611	20.298
6	9:08:09.472	1:08.517		24.678	23.570	20.269
7	9:09:18.141	1:08.669	+0.152	24.575	23.864	20.230
8	9:10:28.249	1:10.108	+1.591	24.805	23.833	21.470

(637) Jan Alessio Stutz

1	9:02:29.666	1:10.650	+1.613	25.351	24.225	21.074
2	9:03:38.703	1:09.037		25.077	23.420	20.540

(666) Valentin Knödel

1	9:02:41.133	1:12.015	+2.406	26.564	24.204	21.247
2	9:03:51.815	1:10.682	+1.073	25.698	24.090	20.894
3	9:05:01.677	1:09.862	+0.253	25.576	23.921	20.365
4	9:06:11.456	1:09.779	+0.170	25.180	23.864	20.735
5	9:07:21.237	1:09.781	+0.172	25.242	23.938	20.601
6	9:08:31.001	1:09.764	+0.155	25.489	23.497	20.778
7	9:09:41.288	1:10.287	+0.678	25.545	23.841	20.901
8	9:10:50.897	1:09.609		25.202	23.754	20.653



X30 JUNIOR

Qualifying Practice

Track length: 1.190 Km

Session Started: 10:58:04


Best Lap by: 677 - Moritz Weber - 1:06.831

Rank	#	Driver	Nat	Sponsor Entrant	Nat	License E-License	Make	laps	Best Lap	Diff	In Lap	Penalty
1	677	Moritz Weber	DEU	CV Performance Group	DEU	ITF39714 BIC38321	KR/IAME/Komet	5	1:06.831		5	
2	605	Lars Ramaer	DEU	SIM-ON	DEU	NKA24939 KBF39246	Kosmic/IAME/Komet	5	1:07.187	0.356	5	
3	633	Lukas Roos	DEU	SIM-ON	DEU	NKA26175 KBF39246	Kosmic/IAME/Komet	5	1:07.351	0.520	5	
4	628	Konstantin Titze	DEU	Ebert Motorsport	DEU	ITG36957 KBF38528	LN/IAME/Komet	5	1:07.394	0.563	5	
5	704	Quinten Van Leeuwen	NLD	Falcon racing team	NLD	IACJ12345 BIC11345	Falcon/IAME/Komet	5	1:07.495	0.664	4	
6	615	Emilio Bernd	DEU	EB-Sportpromotion	DEU	ITG36776 IDC39462	KR/IAME/Komet	5	1:07.767	0.936	4	
7	630	Adrian Lorenz	DEU	CV Performance Group	DEU	NKA16728 BIC38321	KR/IAME/Komet	5	1:07.799	0.968	2	
8	655	Edwin Schreiber	DEU	ADAC Sachsen e.V.	DEU	NKA20984 BIC39472	KR/IAME/Komet	4	1:07.930	1.099	2	
9	622	Marius Bonconseil	DEU	Ebert Motorsport	DEU	NKA41072 KBF38528	OTK/IAME/Komet	5	1:08.115	1.284	3	
10	693	Tom Wickop	DEU	DUTT MOTORSP. by FENSTER.COM	LUX	NKA16371 BICK867	T.B.A./IAME/Komet	5	1:08.233	1.402	3	
11	610	Lias Erbersdobler	DEU	ADAC Berlin-Brandenburg e.V. SIM-ON	DEU	ITG39045 BIF38321	Kosmic/IAME/Komet	5	1:08.242	1.411	5	
12	616	Noah Schmitt	DEU	AT Motorsport	DEU	ITG39703 KBF38996	Exprit/IAME/Komet	5	1:08.273	1.442	5	
13	644	Gustav Schreiber	DEU	ADAC Sachsen e.V.	DEU	NKA20985 BIC39472	KR/IAME/Komet	4	1:08.329	1.498	3	
14	678	Noah Diewold	DEU	ADAC Südbaden e.V. Dörr Motorsport	DEU	ITG24933 BIF38420	KR/IAME/Komet	5	1:08.350	1.519	5	
15	626	Ben Gallert	DEU	RMW Motorsport	DEU	ITF38862 KBF12143	OTK/IAME/Komet	4	1:08.451	1.620	4	
16	695	Gabrijel Hofmann	DEU	ADAC Südbaden e.V. RF Racing	DEU	ITG39966 KBF41358	KR/IAME/Komet	4	1:08.451	1.620	4	
17	614	Julian Bub	DEU	TB Racing Team	DEU	ITG38373 KBF38262	KR/IAME/Komet	5	1:08.466	1.635	2	
18	621	Finley Hölzel	DEU	ADAC Niedersachsen/Sachsen-Anhalt e.V.	DEU	NKA41923 BIC38443	Maranello/IAME/Komet	5	1:08.496	1.665	5	
19	660	Maxi Eigner	DEU	TR Motorsport	DEU	NKA36132 KBF23400	Mach1/IAME/Komet	4	1:08.550	1.719	2	
20	624	Noah Beckmann	DEU	RMW Motorsport	DEU	NKA12374 KBF39010	OTK/IAME/Komet	5	1:08.565	1.734	3	
21	702	Matteo Melis	ITA	Tbkart racing team srl	ITA	IKCJ455903 BIF470451	Tbkart/IAME/Komet	5	1:08.573	1.742	3	
22	617	Noah Daniel Nölken	DEU	DUTT MOTORSP. by FENSTER.COM	LUX	ITG43454 K867	Tony Kart/IAME/Komet	5	1:08.612	1.781	5	
23	684	Ben Götz	DEU	CV Performance Group	DEU	ITG39655 BIF38321	KR/IAME/Komet	5	1:08.614	1.783	5	
24	661	Lenn Abbas	DEU	TB Racing Team	DEU	ITG42712 KBF38262	KR/IAME/Komet	5	1:08.641	1.810	3	
25	611	Joelina Denzel	DEU	AMC Ehingen e.V. SIM-ON	DEU	ITG38907 BIC39246	Kosmic/IAME/Komet	5	1:08.663	1.832	4	
26	699	Lenn Göckmann	DEU	ADAC Hessen-Thüringen e.V. Ebert Motorsport	DEU	NKA12140 KBF38528	LN/IAME/Komet	5	1:08.674	1.843	3	
27	670	Emil Drelok	DEU	Rocco Drelok	DEU	NKA10581 BEK1204568	LN/IAME/Komet	5	1:08.706	1.875	4	
28	680	Tobias Hinterstoißer	DEU	Ebert Motorsport	DEU	ITG39211 KBF38528	LN/IAME/Komet	5	1:08.720	1.889	2	
29	637	Jan Alessio Stutz	DEU	ADAC Pfalz e.V. Stern Motorsport	DEU	NKA39928 KBF38195	KR/IAME/Komet	4	1:09.110	2.279	2	
30	676	Fabian Burgstahler	DEU	ADAC Württemberg e.V. Stern Motorsport	DEU	NKA38363 KBF38195	KR/IAME/Komet	5	1:09.353	2.522	5	
31	606	Manuel Lettner	DEU	Kartshop Ampfing	DEU	NKA38527 BIC25142	Drago Corse/IAME/Komet	4	1:09.919	3.088	4	
32	666	Valentin Knödel	DEU	Kartshop Ampfing	DEU	NKA39340 BIF25142	Drago Corse/IAME/Komet	4	1:10.223	3.392	3	
33	623	Charlotte Tille	DEU	NEES RACING	DEU	ITG38871 KBF38362	KR/IAME/Komet	4	1:10.655	3.824	1	
34	607	Noah Eichele	DEU	Oliver Eichele	DEU	NKA39690 BEK39690	Alpha Karting/IAME/Komet	4	1:08.988	2.157	2	+ 5 pos.
35	608	Elias Tittus	DEU	MSC-Langenfeld e. V. im ADAC DUTT MOTORSP. by FENSTER.COM	LUX	ITG26232 K867	Tony Kart/IAME/Komet	0			0	
36	612	Semir Velija	DEU	Lanari Racing Team	DEU	NKA26111 KBF17166	KR/IAME/Komet	5	1:09.241	2.410	3	+ 5 pos

Announcements

607,612 + 5 pos. front fairing

Timekeeper
M.Riehmers




Race Director
H.Seidel



Page 1/1

These results are provisional until the conclusion of any judicial and technical matters!

Printed: 15.06.2024 / 11:21



INT. ADAC Kartrennen Wackersdorf

X30 JUNIOR

Qualifying Practice

Qualifying (6:00 Time) started at 10:58:04

Pro Kart Raceland Wackersdorf 1,190 Km

15.06.2024 10:58

Lap	Time of Day	Lap Tm	Diff	S1 Tm	S2 Tm	S3 Tm
(677) Moritz Weber						
1	11:00:17.636	1:07.036	+0.205	24.409	22.773	19.854
2	11:01:24.604	1:06.968	+0.137	24.191	22.762	20.015
3	11:02:31.648	1:07.044	+0.213	24.267	22.799	19.978
4	11:03:38.643	1:06.995	+0.164	24.232	22.802	19.961
5	11:04:45.474	1:06.831		24.129	22.841	19.861
(605) Lars Ramaer						
1	11:00:21.081	1:07.710	+0.523	24.472	23.136	20.102
2	11:01:28.667	1:07.586	+0.399	24.457	23.031	20.098
3	11:02:36.866	1:08.199	+1.012	24.468	23.564	20.167
4	11:03:44.306	1:07.440	+0.253	24.335	22.956	20.149
5	11:04:51.493	1:07.187		24.195	22.929	20.063
(633) Lukas Roos						
1	11:00:24.262	1:09.334	+1.983	25.714	23.579	20.041
2	11:01:32.705	1:08.443	+1.092	25.118	23.285	20.040
3	11:02:40.943	1:08.238	+0.887	25.059	23.073	20.106
4	11:03:48.639	1:07.696	+0.345	24.691	23.124	19.881
5	11:04:55.990	1:07.351		24.462	23.036	19.853
(628) Konstantin Titze						
1	11:00:24.005	1:08.740	+1.346	24.968	23.439	20.333
2	11:01:31.962	1:07.957	+0.563	24.828	22.884	20.245
3	11:02:39.464	1:07.502	+0.108	24.548	22.880	20.074
4	11:03:47.067	1:07.603	+0.209	24.570	22.942	20.091
5	11:04:54.461	1:07.394		24.465	22.906	20.023
(704) Quinten Van Leeuwen						
1	11:00:18.354	1:08.066	+0.571	24.851	23.168	20.047
2	11:01:26.050	1:07.696	+0.201	24.433	23.354	19.909
3	11:02:33.867	1:07.817	+0.322	24.546	23.222	20.049
4	11:03:41.362	1:07.495		24.534	23.068	19.893
5	11:04:49.034	1:07.672	+0.177	24.569	23.121	19.982
(615) Emilio Bernd						
1	11:00:25.215	1:08.514	+0.747	24.939	23.218	20.357
2	11:01:33.211	1:07.996	+0.229	24.725	23.062	20.209
3	11:02:41.292	1:08.081	+0.314	24.711	23.082	20.288
4	11:03:49.059	1:07.757		24.470	23.192	20.105
5	11:05:00.942	1:11.883	+4.116	24.350	27.317	20.216
(630) Adrian Lorenz						
1	11:00:20.572	1:08.013	+0.214	24.759	23.097	20.157
2	11:01:28.371	1:07.799		24.540	23.089	20.170
3	11:02:36.279	1:07.908	+0.109	24.504	23.151	20.253
4	11:03:45.531	1:09.252	+1.453	25.926	23.170	20.156
5	11:04:53.519	1:07.988	+0.189	24.469	23.134	20.385
(655) Edwin Schreiber						
1	11:00:41.486	1:08.808	+0.878	25.178	23.551	20.079
2	11:01:49.416	1:07.930		24.643	23.191	20.096
3	11:02:57.504	1:08.088	+0.158	24.658	23.297	20.133
4	11:04:05.605	1:08.101	+0.171	24.639	23.342	20.120
(622) Marius Bonconseil						
1	11:00:25.792	1:08.613	+0.498	24.949	23.333	20.331
2	11:01:33.927	1:08.135	+0.020	24.562	23.167	20.406
3	11:02:42.042	1:08.115		24.504	23.159	20.452
4	11:03:50.271	1:08.229	+0.114	24.622	23.279	20.328
5	11:04:59.072	1:08.801	+0.686	24.690	23.684	20.427
(693) Tom Wickop						
1	11:00:23.824	1:08.783	+0.550	25.174	23.191	20.418
2	11:01:32.650	1:08.826	+0.593	25.220	23.239	20.367
3	11:02:40.883	1:08.233		24.768	23.225	20.240
4	11:03:49.777	1:08.894	+0.661	24.911	23.634	20.349
5	11:04:58.611	1:08.834	+0.601	24.610	23.853	20.371
(610) Lias Erbersdobler						
1	11:00:27.616	1:09.915	+1.673	25.804	23.534	20.577
2	11:01:36.791	1:09.175	+0.933	24.887	23.801	20.487
3	11:02:45.285	1:08.494	+0.252	24.698	23.320	20.476

Lap	Time of Day	Lap Tm	Diff	S1 Tm	S2 Tm	S3 Tm
4	11:03:53.774	1:08.489	+0.247	24.793	23.481	20.215
5	11:05:02.016	1:08.242		24.707	23.211	20.324
(616) Noah Schmitt						
1	11:00:31.430	1:10.357	+2.084	26.157	23.800	20.400
2	11:01:40.505	1:09.075	+0.802	25.172	23.519	20.384
3	11:02:49.381	1:08.876	+0.603	25.071	23.615	20.190
4	11:03:58.080	1:08.699	+0.426	25.121	23.279	20.299
5	11:05:06.353	1:08.273		24.839	23.347	20.087
(644) Gustav Schreiber						
1	11:00:42.640	1:09.348	+1.019	25.474	23.555	20.319
2	11:01:51.282	1:08.642	+0.313	25.149	23.345	20.148
3	11:02:59.611	1:08.329		24.890	23.315	20.124
4	11:04:08.038	1:08.427	+0.098	24.953	23.355	20.119
(678) Noah Diewold						
1	11:00:29.583	1:09.845	+1.495	25.162	24.282	20.401
2	11:01:39.458	1:09.875	+1.525	25.153	24.098	20.624
3	11:02:48.459	1:09.001	+0.651	24.940	23.597	20.464
4	11:03:57.528	1:09.069	+0.719	25.116	23.677	20.276
5	11:05:05.878	1:08.350		24.836	23.256	20.258
(626) Ben Gallert						
1	11:00:38.831	1:10.664	+2.213	26.780	23.554	20.330
2	11:01:47.456	1:08.625	+0.174	25.041	23.308	20.276
3	11:02:56.706	1:09.250	+0.799	25.308	23.561	20.381
4	11:04:05.157	1:08.451		24.946	23.220	20.285
(695) Gabor Hofmann						
1	11:00:55.926	1:09.823	+1.372	25.228	24.153	20.442
2	11:02:04.753	1:08.827	+0.376	24.921	23.553	20.353
3	11:03:13.420	1:08.667	+0.216	24.994	23.386	20.287
4	11:04:21.871	1:08.451		24.676	23.409	20.366
(614) Julian Bub						
1	11:00:34.618	1:08.714	+0.248	24.823	23.281	20.610
2	11:01:43.084	1:08.466		24.563	23.298	20.605
3	11:02:51.637	1:08.553	+0.087	24.831	23.122	20.600
4	11:04:00.573	1:08.936	+0.470	24.892	23.546	20.498
5	11:05:10.578	1:10.005	+1.539	25.808	23.464	20.733
(621) Finley Hölzel						
1	11:00:26.821	1:09.546	+1.050	25.469	23.311	20.766
2	11:01:35.559	1:08.738	+0.242	25.014	23.423	20.301
3	11:02:44.351	1:12.792	+4.296	24.666	23.253	24.873
4	11:03:53.009	1:08.658	+0.162	25.028	23.407	20.223
5	11:05:05.505	1:08.496		24.750	23.351	20.395
(660) Maxi Eigner						
1	11:00:47.011	1:17.133	+8.583	31.067	25.583	20.483
2	11:01:55.561	1:08.550		24.741	23.731	20.078
3	11:03:04.219	1:08.558	+0.108	24.621	23.645	20.392
4	11:04:13.170	1:08.951	+0.401	25.332	23.551	20.068
(624) Noah Beckmann						
1	11:00:36.112	1:08.752	+0.187	25.035	23.122	20.595
2	11:01:44.697	1:08.585	+0.020	24.754	23.374	20.457
3	11:02:53.262	1:08.565		24.836	23.284	20.445
4	11:04:02.237	1:08.975	+0.410	25.268	23.302	20.405
5	11:05:11.654	1:09.417	+0.852	24.789	23.528	21.100
(702) Matteo Melis						
1	11:00:36.606	1:09.084	+0.511	25.370	23.505	20.209
2	11:01:45.546	1:08.940	+0.367	24.902	23.463	20.575
3	11:02:54.119	1:08.573		24.862	23.358	20.353
4	11:04:02.757	1:08.638	+0.065	24.904	23.502	20.232
5	11:05:11.932	1:09.175	+0.602	24.726	23.432	21.017
(617) Noah Daniel Nölsen						
1	11:00:35.220	1:08.712	+0.100	24.964	23.440	20.308
2	11:01:44.085	1:08.865	+0.253	25.036	23.367	20.462
3	11:02:52.712	1:08.627	+0.015	24.971	23.345	20.311
4	11:04:03.574	1:10.862	+2.250	26.320	23.924	20.618

Orbits



INT. ADAC Kartrennen Wackersdorf

X30 JUNIOR

Pro Kart Raceland Wackersdorf 1,190 Km

Qualifying Practice

15.06.2024 10:58

Qualifying (6:00 Time) started at 10:58:04

Lap	Time of Day	Lap Tm	Diff	S1 Tm	S2 Tm	S3 Tm
5	11:05:12.186	1:08.612		24.823	23.436	20.353

(684) Ben Götz

1	11:00:27.099	1:09.779	+1.165	25.709	23.402	20.668
2	11:01:41.423	1:14.324	+5.710	24.901	28.908	20.515
3	11:02:50.192	1:08.769	+0.155	24.796	23.658	20.315
4	11:03:59.280	1:09.088	+0.474	25.181	23.442	20.465
5	11:05:07.894	1:08.614		24.765	23.574	20.285

(661) Lenn Abbas

1	11:00:33.729	1:09.494	+0.853	25.244	23.671	20.579
2	11:01:42.479	1:08.750	+0.109	24.873	23.300	20.577
3	11:02:51.120	1:08.641		24.841	23.384	20.416
4	11:04:00.707	1:09.587	+0.946	25.014	24.123	20.450
5	11:05:09.525	1:08.818	+0.177	24.860	23.602	20.356

(611) Joeline Denzel

1	11:00:28.766	1:10.467	+1.804	25.921	24.039	20.507
2	11:01:38.402	1:09.636	+0.973	25.119	23.988	20.529
3	11:02:47.541	1:09.139	+0.476	25.189	23.582	20.368
4	11:03:56.204	1:08.663		24.882	23.476	20.305
5	11:05:04.904	1:08.700	+0.037	24.851	23.515	20.334

(699) Lenn Göckmann

1	11:00:34.837	1:10.692	+2.018	25.546	24.138	21.008
2	11:01:43.782	1:08.945	+0.271	24.899	23.636	20.410
3	11:02:52.456	1:08.674		24.705	23.491	20.478
4	11:04:01.243	1:08.787	+0.113	24.925	23.571	20.291
5	11:05:09.944	1:08.701	+0.027	24.639	23.613	20.449

(670) Emil Drelok

1	11:00:37.484	1:09.512	+0.806	25.396	23.667	20.449
2	11:01:46.723	1:09.239	+0.533	25.243	23.607	20.389
3	11:02:55.779	1:09.056	+0.350	25.126	23.491	20.439
4	11:04:04.485	1:08.706		25.089	23.215	20.402
5	11:05:13.393	1:08.908	+0.202	25.216	23.334	20.358

(680) Tobias Hinterstoißer

1	11:00:32.383	1:09.677	+0.957	25.394	23.892	20.391
2	11:01:41.103	1:08.720		24.831	23.489	20.400
3	11:02:49.857	1:08.754	+0.034	24.845	23.621	20.288
4	11:03:58.628	1:08.771	+0.051	24.882	23.595	20.294
5	11:05:07.474	1:08.846	+0.126	24.875	23.542	20.429

(637) Jan Alessio Stutz

1	11:00:49.923	1:30.386	+21.276	26.593	23.609	40.184
2	11:01:59.033	1:09.110		25.399	23.320	20.391
3	11:03:08.154	1:09.121	+0.011	25.108	23.539	20.474
4	11:04:17.299	1:09.145	+0.035	25.116	23.613	20.416

(676) Fabian Burgstahler

1	11:00:29.338	1:10.953	+1.600	26.125	24.214	20.614
2	11:01:39.238	1:09.900	+0.547	25.247	24.105	20.548
3	11:02:50.375	1:11.137	+1.784	25.605	24.561	20.971
4	11:04:00.138	1:09.763	+0.410	25.539	23.735	20.489
5	11:05:09.491	1:09.353		25.199	23.763	20.391

(606) Manuel Lettner

1	11:00:54.817	1:24.987	+15.068	29.489	34.422	21.076
2	11:02:04.929	1:10.112	+0.193	25.297	23.872	20.943
3	11:03:15.132	1:10.203	+0.284	25.806	23.667	20.730
4	11:04:25.051	1:09.919		25.331	23.800	20.788

(666) Valentin Knödel

1	11:00:42.361	1:11.600	+1.377	26.501	23.778	21.321
2	11:01:53.642	1:11.281	+1.058	26.131	24.131	21.019
3	11:03:03.865	1:10.223		25.331	24.007	20.885
4	11:04:14.988	1:11.123	+0.900	26.177	24.090	20.856

(623) Charlotte Tille

1	11:00:32.847	1:10.665		25.361	23.963	21.331
2	11:01:47.187	1:14.340	+3.685	30.285	23.761	20.294
3	11:02:58.506	1:11.319	+0.664	25.064	23.880	22.375
4	11:04:10.331	1:11.825	+1.170	27.442	23.942	20.441

Lap	Time of Day	Lap Tm	Diff	S1 Tm	S2 Tm	S3 Tm
-----	-------------	--------	------	-------	-------	-------

(607) Noah Eichele

1	11:00:30.565	1:10.365	+1.377	26.572	23.526	20.267
2	11:01:39.553	1:08.988		24.960	23.565	20.463
3	11:02:48.656	1:09.103	+0.115	25.214	23.490	20.399
4	11:04:10.516	1:21.860	+12.872	37.785	23.657	20.418

(612) Semir Velija

1	11:00:33.023	1:09.736	+0.495	25.078	23.953	20.705
2	11:01:42.800	1:09.777	+0.536	25.039	23.965	20.773
3	11:02:52.041	1:09.241		25.343	23.495	20.403
4	11:04:01.581	1:09.540	+0.299	25.161	23.798	20.581
5	11:05:12.264	1:10.683	+1.442	25.133	23.670	21.880

DKM Round 3

Class: X30 JUNIOR

Date/Time: 15.06.2024 13:15

Track:

Heat:

Laps:

Wackersdorf

Heat 1

11 laps

Edition 1

Elias Tittus	608	Kart/IAME/Komet	18	Semir Velija	612	KR/IAME/Komet
	35				36	
Charlotte Tille	623	KR/IAME/Komet	17	Noah Eichele	607	Karting/IAME/Komet
	33				34	
Manuel Lettner	606	Corse/IAME/Komet	16	Valentin Knödel	666	Corse/IAME/Komet
	31				32	
Jan Alessio Stutz	637	KR/IAME/Komet	15	Fabian Burgstahler	676	KR/IAME/Komet
	29				30	
Emil Drelok	670	LN/IAME/Komet	14	Tobias Hinterstoßer	680	LN/IAME/Komet
	27				28	
Joelina Denzel	611	Kosmic/IAME/Komet	13	Lenn Göckmann	699	LN/IAME/Komet
	25				26	
Ben Götz	684	KR/IAME/Komet	12	Lenn Abbas	661	KR/IAME/Komet
	23				24	
Matteo Melis	702	Tbkart/IAME/Komet	11	Noah Daniel Nölken	617	Kart/IAME/Komet
	21				22	
Maxi Eigner	660	Mach1/IAME/Komet	10	Noah Beckmann	624	OTK/IAME/Komet
	19				20	
Julian Bub	614	KR/IAME/Komet	9	Finley Hölzel	621	Maranello/IAME/Komet
	17				18	
Ben Gallert	626	OTK/IAME/Komet	8	Gabrijel Hofmann	695	KR/IAME/Komet
	15				16	
Gustav Schreiber	644	KR/IAME/Komet	7	Noah Diewold	678	KR/IAME/Komet
	13				14	
Lias Erbersdobler	610	Kosmic/IAME/Komet	6	Noah Schmitt	616	Exprit/IAME/Komet
	11				12	
Marius Bonconseil	622	OTK/IAME/Komet	5	Tom Wickop	693	T.B.A./IAME/Komet
	9				10	
Adrian Lorenz	630	KR/IAME/Komet	4	Edwin Schreiber	655	KR/IAME/Komet
	7				8	
Quinten Van Leeuwen	704	Falcon/IAME/Komet	3	Emilio Bernd	615	KR/IAME/Komet
	5				6	
Lukas Roos	633	Kosmic/IAME/Komet	2	Konstantin Titze	628	LN/IAME/Komet
	3				4	
Moritz Weber	677	KR/IAME/Komet	1	Lars Ramaer	605	Kosmic/IAME/Komet
	1				2	

Pole Position

Row

printed 15.06.2024 11:24

DKM Round 3

Class: X30 JUNIOR

Date/Time: 15.06.2024 16:30

Track:

Heat:

Laps:

Wackersdorf

Heat 2

11 laps

Edition 1

Elias
Tittus **608** Kart/IAME/Komet

35

18

Semir
Velija **612** KR/IAME/Komet

36

Charlotte
Tille **623** KR/IAME/Komet

33

17

Noah
Eichele **607** Karting/IAME/Komet

34

Manuel
Lettner **606** Corse/IAME/Komet

31

16

Valentin
Knödel **666** Corse/IAME/Komet

32

Jan Alessio
Stutz **637** KR/IAME/Komet

29

15

Fabian
Burgstahler **676** KR/IAME/Komet

30

Emil
Drelok **670** LN/IAME/Komet

27

14

Tobias
Hinterstoßer **680** LN/IAME/Komet

28

Joelina
Denzel **611** Kosmic/IAME/Komet

25

13

Lenn
Göckmann **699** LN/IAME/Komet

26

Ben
Götz **684** KR/IAME/Komet

23

12

Lenn
Abbas **661** KR/IAME/Komet

24

Matteo
Melis **702** Tbkart/IAME/Komet

21

11

Noah Daniel
Nölken **617** Kart/IAME/Komet

22

Maxi
Eigner **660** Mach1/IAME/Komet

19

10

Noah
Beckmann **624** OTK/IAME/Komet

20

Julian
Bub **614** KR/IAME/Komet

17

9

Finley
Hölzel **621** Maranello/IAME/Komet

18

Ben
Gallert **626** OTK/IAME/Komet

15

8

Gabrijel
Hofmann **695** KR/IAME/Komet

16

Gustav
Schreiber **644** KR/IAME/Komet

13

7

Noah
Diewold **678** KR/IAME/Komet

14

Lias
Erbersdobler **610** Kosmic/IAME/Komet

11

6

Noah
Schmitt **616** Exprit/IAME/Komet

12

Marius
Bonconseil **622** OTK/IAME/Komet

9

5

Tom
Wickop **693** T.B.A./IAME/Komet

10

Adrian
Lorenz **630** KR/IAME/Komet

7

4

Edwin
Schreiber **655** KR/IAME/Komet

8

Quinten
Van Leeuwen **704** Falcon/IAME/Komet

5

3

Emilio
Bernd **615** KR/IAME/Komet

6

Lukas
Roos **633** Kosmic/IAME/Komet

3

2

Konstantin
Titze **628** LN/IAME/Komet

4

Moritz
Weber **677** KR/IAME/Komet

1

1

Lars
Ramaer **605** Kosmic/IAME/Komet

2

Pole Position

printed 15.06.2024 11:24



X30 JUNIOR

Qualifying Heat 1

Track length: 1.190 Km

Race Started: 13:25:11

Best Lap by: 605 - Lars Ramaer - 50.779

Rank	#	Driver	Nat	Sponsor Entrant	Nat	License E-License	Make	laps	T. Time Diff	Best Lap	Penalty	Points
1	4	704 Quinten Van Leeuwen	NLD	Falcon racing team	NLD	IACJ12345 BIC11345	Falcon/IAME/Komet	11	10:19.572	50.822		50
2	0	605 Lars Ramaer	DEU	SIM-ON	DEU	NKA24939 KBF39246	Kosmic/IAME/Komet	11	10:19.864 0.292	50.779		44
3	0	633 Lukas Roos	DEU	SIM-ON	DEU	NKA26175 KBF39246	Kosmic/IAME/Komet	11	10:20.399 0.827	51.083		41
4	6	693 Tom Wickop	DEU	DUTT MOTORSP. by FENSTER.COM	LUX	NKA16371 BICK867	T.B.A./IAME/Komet	11	10:24.125 4.553	51.008		38
5	-4	677 Moritz Weber	DEU	CV Performance Group	DEU	ITF39714 BIC38321	KR/IAME/Komet	11	10:25.683 6.111	51.488		36
6	3	622 Marius Bonconseil	DEU	Ebert Motorsport	DEU	NKA41072 KBF38528	OTK/IAME/Komet	11	10:25.890 6.318	51.096		34
7	14	702 Matteo Melis	ITA	Tbkart racing team srl	ITA	IKCJ455903 BIF470451	Tbkart/IAME/Komet	11	10:25.922 6.350	50.987		32
8	-1	630 Adrian Lorenz	DEU	CV Performance Group	DEU	NKA16728 BIC38321	KR/IAME/Komet	11	10:26.526 6.954	50.960	+ 5 sec	30
9	-5	628 Konstantin Titze	DEU	Ebert Motorsport	DEU	ITG36957 KBF38528	LN/IAME/Komet	11	10:26.777 7.205	50.978		28
10	1	610 Lias Erbersdobler	DEU	ADAC Berlin-Brandenburg e.V. SIM-ON	DEU	ITG39045 BIF38321	Kosmic/IAME/Komet	11	10:27.314 7.742	51.152		27
11	11	617 Noah Daniel Nölken	DEU	DUTT MOTORSP. by FENSTER.COM	LUX	ITG43454 K867	Tony Kart/IAME/Komet	11	10:28.257 8.685	51.304		26
12	0	616 Noah Schmitt	DEU	AT Motorsport	DEU	ITG39703 KBF38996	Exprit/IAME/Komet	11	10:28.476 8.904	51.595		25
13	12	611 Joelina Denzel	DEU	AMC Ehingn e.V. SIM-ON	DEU	ITG38907 BIC39246	Kosmic/IAME/Komet	11	10:30.362 10.790	51.636		24
14	-6	655 Edwin Schreiber	DEU	ADAC Sachsen e.V.	DEU	NKA20984 BIC39472	KR/IAME/Komet	11	10:30.706 11.134	51.454		23
15	-9	615 Emilio Bernd	DEU	EB-Sportpromotion	DEU	ITG36776 IDC39462	KR/IAME/Komet	11	10:30.793 11.221	50.978	+ 5 sec	22
16	8	661 Lenn Abbas	DEU	TB Racing Team	DEU	ITG42712 KBF38262	KR/IAME/Komet	11	10:31.101 11.529	51.179		21
17	-3	678 Noah Diewold	DEU	ADAC Südbaden e.V. Dörr Motorsport	DEU	ITG24933 BIF38420	KR/IAME/Komet	11	10:32.348 12.776	52.025		20
18	2	624 Noah Beckmann	DEU	RMW Motorsport	DEU	NKA12374 KBF39010	OTK/IAME/Komet	11	10:32.528 12.956	52.121		19
19	-4	626 Ben Gallert	DEU	RMW Motorsport	DEU	ITF38862 KBF12143	OTK/IAME/Komet	11	10:32.661 13.089	52.117		18
20	3	684 Ben Götz	DEU	CV Performance Group	DEU	ITG39655 BIF38321	KR/IAME/Komet	11	10:32.961 13.389	51.506		17
21	-2	660 Maxi Eigner	DEU	TR Motorsport	DEU	NKA36132 KBF23400	Mach1/IAME/Komet	11	10:34.375 14.803	50.988	+ 8 sec	16
22	4	699 Lenn Göckmann	DEU	ADAC Hessen-Thüringen e.V. Ebert Motorsport	DEU	NKA12140 KBF38528	LN/IAME/Komet	11	10:35.107 15.535	51.990		15
23	-7	695 Gabrijel Hofmann	DEU	ADAC Südbaden e.V. RF Racing	DEU	ITG39966 KBF41358	KR/IAME/Komet	11	10:35.470 15.898	52.090		14
24	5	637 Jan Alessio Stutz	DEU	ADAC Pfalz e.V. Stern Motorsport	DEU	NKA39928 KBF38195	KR/IAME/Komet	11	10:35.851 16.279	51.671		13
25	5	676 Fabian Burgstahler	DEU	ADAC Württemberg e.V. Stern Motorsport	DEU	NKA38363 KBF38195	KR/IAME/Komet	11	10:36.260 16.688	52.154		12
26	8	607 Noah Eichele	DEU	Oliver Eichele	DEU	NKA39690 BEK39690	Alpha Karting/IAME/Komet	11	10:36.446 16.874	52.002		11
27	5	666 Valentin Knödel	DEU	Kartshop Ampfing	DEU	NKA39340 BIF25142	Drago Corse/IAME/Komet	11	10:36.780 17.208	52.119		10
28	-1	670 Emil Drelok	DEU	Rocco Drelok	DEU	NKA10581 BEK1204568	LN/IAME/Komet	11	10:40.013 20.441	51.975	+ 5 sec	9
29	2	606 Manuel Lettner	DEU	Kartshop Ampfing	DEU	NKA38527 BIC25142	Drago Corse/IAME/Komet	11	10:40.324 20.752	51.887	+ 5 sec	8
30	-2	680 Tobias Hinterstoißer	DEU	Ebert Motorsport	DEU	ITG39211 KBF38528	LN/IAME/Komet	11	10:41.542 21.970	51.789	+ 5 sec	7
31	-14	614 Julian Bub	DEU	TB Racing Team	DEU	ITG38373 KBF38262	KR/IAME/Komet	11	10:43.555 23.983	51.461	+ 8 sec	6
32	1	623 Charlotte Tille	DEU	NEES RACING	DEU	ITG38871 KBF38362	KR/IAME/Komet	11	10:48.997 29.425	53.845		5
33	-15	621 Finley Hölzel	DEU	ADAC Niedersachsen/Sachsen-Anhalt e.V.	DEU	NKA41923 BIC38443	Maranello/IAME/Komet	9	8:59.915 2 Laps	51.321		4
34	2	612 Semir Velija	DEU	Lanari Racing Team	DEU	NKA26111 KBF17166	KR/IAME/Komet	1	1:34.056 10 Laps	1:31.097		3
35	0	608 Elias Tittus	DEU	MSC-Langenfeld e. V. im ADAC DUTT MOTORSP. by FENSTER.COM	LUX	ITG26232 K867	Tony Kart/IAME/Komet	0	7.573 11 Laps		+ 5 sec	2
36	-23	644 Gustav Schreiber	DEU	ADAC Sachsen e.V.	DEU	NKA20985 BIC39472	KR/IAME/Komet	0				1

Announcements

614,660 + 3 sec corridor

614,606,660,630,608,670,680 + 5 sec front fairing

#615 + 5 sec push


Timekeeper
M.Riehmers

Race Director
H.Seidel

Page 1/1

These results are provisional until the conclusion of any judicial and technical matters!

Printed: 15.06.2024 / 14:03



INT. ADAC Kartrennen Wackersdorf

X30 JUNIOR

Pro Kart Raceland Wackersdorf 1,190 Km

Qualifying Heat 1

15.06.2024 13:20

Race (11 Laps) started at 13:25:11

Lap	Time of Day	Lap Tm	Diff	S1 Tm	S2 Tm	S3 Tm
(704) Quinten Van Leeuwen						
1	13:26:21.799	1:10.292	+19.470	20.967	25.492	23.833
2	13:27:25.250	1:03.451	+12.629	23.330	19.355	20.766
3	13:28:38.447	1:13.197	+22.375	29.332	21.482	22.383
4	13:29:31.286	52.839	+2.017	19.632	17.025	16.182
5	13:30:23.263	51.977	+1.155	19.102	16.769	16.106
6	13:31:14.852	51.589	+0.767	18.930	16.623	16.036
7	13:32:06.080	51.228	+0.406	18.688	16.508	16.032
8	13:32:57.211	51.131	+0.309	18.611	16.518	16.002
9	13:33:48.453	51.242	+0.420	18.903	16.470	15.869
10	13:34:39.275	50.822		18.582	16.455	15.785
11	13:35:30.940	51.665	+0.843	18.955	16.713	15.997

(605) Lars Ramaer						
1	13:26:22.450	1:10.980	+20.201	21.391	25.726	23.863
2	13:27:25.948	1:03.498	+12.719	23.298	19.285	20.915
3	13:28:38.963	1:13.015	+22.236	29.352	21.358	22.305
4	13:29:32.009	53.046	+2.267	19.473	17.204	16.369
5	13:30:23.652	51.643	+0.864	18.838	16.701	16.104
6	13:31:15.283	51.631	+0.852	18.938	16.635	16.058
7	13:32:06.474	51.191	+0.412	18.653	16.573	15.965
8	13:32:57.470	50.996	+0.217	18.560	16.468	15.968
9	13:33:48.249	50.779		18.604	16.328	15.947
10	13:34:39.156	50.907	+0.128	18.557	16.458	15.892
11	13:35:31.232	52.076	+1.297	19.069	16.987	16.020

(633) Lukas Roos						
1	13:26:21.562	1:10.129	+19.046	20.862	25.405	23.862
2	13:27:25.103	1:03.541	+12.458	23.258	19.382	20.901
3	13:28:38.341	1:13.238	+22.155	29.113	21.710	22.415
4	13:29:31.217	52.876	+1.793	19.414	17.152	16.310
5	13:30:23.198	51.981	+0.898	18.965	16.843	16.173
6	13:31:15.391	52.193	+1.110	19.183	16.866	16.144
7	13:32:07.111	51.720	+0.637	18.719	16.939	16.062
8	13:32:58.458	51.347	+0.264	18.712	16.616	16.019
9	13:33:49.541	51.083		18.558	16.501	16.024
10	13:34:40.668	51.127	+0.044	18.581	16.559	15.987
11	13:35:31.767	51.099	+0.016	18.551	16.594	15.954

(693) Tom Wickop						
1	13:26:24.184	1:12.016	+21.008	21.413	27.114	23.489
2	13:27:27.575	1:03.391	+12.383	23.425	19.215	20.751
3	13:28:39.924	1:12.349	+21.341	30.042	20.677	21.630
4	13:29:33.169	53.245	+2.237	19.677	17.291	16.277
5	13:30:24.635	51.466	+0.458	18.858	16.640	15.968
6	13:31:15.989	51.354	+0.346	18.703	16.631	16.020
7	13:32:07.551	51.562	+0.554	18.834	16.482	16.246
8	13:33:01.227	53.676	+2.668	19.080	17.351	17.351
9	13:33:53.475	52.248	+1.240	19.205	16.793	16.250
10	13:34:44.483	51.003		18.537	16.492	15.979
11	13:35:35.493	51.010	+0.002	18.606	16.489	15.915

(677) Moritz Weber						
1	13:26:21.380	1:10.012	+18.524	20.644	25.396	23.972
2	13:27:24.930	1:03.550	+12.062	23.083	19.488	20.979
3	13:28:38.102	1:13.172	+21.684	29.047	21.718	22.407
4	13:29:30.947	52.845	+1.357	19.401	17.086	16.358
5	13:30:23.032	52.085	+0.597	18.960	16.857	16.268
6	13:31:14.788	51.756	+0.268	18.854	16.747	16.155
7	13:32:07.025	52.237	+0.749	18.998	17.078	16.161
8	13:33:00.678	53.653	+2.165	19.371	17.650	16.632
9	13:33:53.569	52.891	+1.403	19.487	16.964	16.440
10	13:34:45.057	51.488		18.766	16.720	16.002
11	13:35:37.051	51.994	+0.506	18.865	16.680	16.449

(622) Marius Bonconseil						
1	13:26:23.805	1:11.805	+20.709	21.535	26.673	23.597
2	13:27:26.961	1:03.156	+12.060	23.565	19.054	20.537
3	13:28:39.595	1:12.634	+21.538	30.108	20.822	21.704
4	13:29:33.723	54.128	+3.032	19.748	17.875	16.505
5	13:30:25.417	51.694	+0.598	18.876	16.813	16.003
6	13:31:16.513	51.096		18.585	16.521	15.990
7	13:32:07.884	51.371	+0.275	18.560	16.600	16.211

8	13:33:01.213	53.329	+2.233	18.841	17.413	17.075
9	13:33:54.502	53.289	+2.193	19.309	16.860	17.120
10	13:34:45.999	51.497	+0.401	18.771	16.671	16.055
11	13:35:37.258	51.259	+0.163	18.539	16.434	16.286

(702) Matteo Melis						
1	13:26:28.197	1:15.192	+24.205	22.675	29.233	23.284
2	13:27:30.308	1:02.111	+11.124	24.168	18.420	19.523
3	13:28:41.662	1:11.354	+20.367	30.335	20.787	20.232
4	13:29:35.665	54.003	+3.016	19.726	17.402	16.875
5	13:30:28.099	52.434	+1.447	19.387	16.984	16.063
6	13:31:20.195	52.096	+1.109	18.890	16.929	16.277
7	13:32:11.864	51.669	+0.682	18.842	16.848	15.979
8	13:33:03.167	51.303	+0.316	18.649	16.533	16.121
9	13:33:54.774	51.607	+0.620	18.601	16.555	16.451
10	13:34:46.303	51.529	+0.542	18.757	16.587	16.185
11	13:35:37.290	50.987		18.529	16.445	16.013

(630) Adrian Lorenz						
1	13:26:23.305	1:11.448	+20.488	21.514	26.269	23.665
2	13:27:26.600	1:03.295	+12.335	23.507	19.254	20.534
3	13:28:39.463	1:12.863	+21.903	30.038	20.979	21.846
4	13:29:32.555	53.092	+2.132	19.748	17.109	16.235
5	13:30:24.360	51.805	+0.845	18.936	16.747	16.122
6	13:31:15.897	51.537	+0.577	18.785	16.710	16.042
7	13:32:07.904	52.007	+1.047	18.795	16.721	16.491
8	13:32:59.937	52.033	+1.073	18.999	17.002	16.032
9	13:33:50.897	50.960		18.595	16.385	15.980
10	13:34:41.915	51.018	+0.058	18.634	16.508	15.876
11	13:35:32.894	50.979	+0.019	18.663	16.439	15.877

(628) Konstantin Titze						
1	13:26:22.087	1:10.523	+19.545	21.139	25.552	23.832
2	13:27:25.583	1:03.496	+12.518	23.270	19.377	20.849
3	13:28:38.561	1:12.978	+22.000	29.417	21.384	22.177
4	13:29:32.069	53.508	+2.530	19.719	17.331	16.458
5	13:30:23.934	51.865	+0.887	18.931	16.773	16.161
6	13:31:15.569	51.635	+0.657	18.828	16.792	16.015
7	13:32:07.432	51.863	+0.885	18.819	16.714	16.330
8	13:33:03.792	56.360	+5.382	19.022	17.457	19.881
9	13:33:55.422	51.630	+0.652	18.892	16.644	16.094
10	13:34:47.167	51.745	+0.767	18.779	16.812	16.154
11	13:35:38.145	50.978		18.553	16.531	15.894

(610) Lias Erbersdobler						
1	13:26:25.215	1:13.017	+21.865	21.859	27.112	24.046
2	13:27:27.815	1:02.600	+11.448	23.062	19.037	20.501
3	13:28:40.126	1:12.311	+21.159	30.270	20.633	21.408
4	13:29:33.851	53.725	+2.573	19.701	17.528	16.496
5	13:30:26.181	52.330	+1.178	19.243	16.928	16.159
6	13:31:17.795	51.614	+0.462	18.824	16.681	16.109
7	13:32:08.947	51.152		18.647	16.572	15.933
8	13:33:01.364	52.417	+1.265	18.610	17.169	16.638
9	13:33:54.934	53.570	+2.418	19.510	16.925	17.135
10	13:34:47.388	52.454	+1.302	19.018	17.155	16.281
11	13:35:38.682	51.294	+0.142	18.652	16.676	15.966

(617) Noah Daniel Nöiken						
1	13:26:28.942	1:15.632	+24.328	23.064	29.968	22.600
2	13:27:31.145	1:02.203	+10.899	24.376	18.597	19.230
3	13:28:42.265	1:11.120	+19.816	30.342	20.848	19.930
4	13:29:36.319	54.054	+2.750	20.187	17.303	16.564
5	13:30:28.741	52.422	+1.118	19.277	16.998	16.147
6	13:31:20.975	52.234	+0.930	18.980	16.742	16.512
7	13:32:13.305	52.330	+1.026	19.089	16.991	16.250
8	13:33:04.609	51.304		18.761	16.571	15.972
9	13:33:55.927	51.318	+0.014	18.733	16.535	16.050
10	13:34:47.983	52.056	+0.752	18.691	16.806	16.559

INT. ADAC Kartrennen Wackersdorf

X30 JUNIOR

Pro Kart Raceland Wackersdorf 1,190 Km

Qualifying Heat 1

15.06.2024 13:20

Race (11 Laps) started at 13:25:11

Lap	Time of Day	Lap Tm	Diff	S1 Tm	S2 Tm	S3 Tm
4	13:29:35.285	54.849	+3.254	20.020	17.862	16.967
5	13:30:27.746	52.461	+0.866	19.286	16.971	16.204
6	13:31:20.484	52.738	+1.143	19.076	17.224	16.438
7	13:32:12.492	52.008	+0.413	18.808	16.865	16.335
8	13:33:04.087	51.595		18.801	16.687	16.107
9	13:33:55.705	51.618	+0.023	18.822	16.694	16.102
10	13:34:47.810	52.105	+0.510	18.763	16.835	16.517
11	13:35:39.844	52.034	+0.439	19.287	16.789	16.958

(611) Joeline Denzel

1	13:26:30.608	1:17.301	+25.665	23.974	31.600	21.727
2	13:27:32.564	1:01.956	+10.320	24.926	18.415	18.615
3	13:28:43.184	1:10.620	+18.984	30.579	21.214	18.827
4	13:29:37.431	54.247	+2.611	20.060	17.540	16.647
5	13:30:29.869	52.438	+0.802	19.310	16.948	16.180
6	13:31:21.588	51.719	+0.083	18.952	16.717	16.050
7	13:32:14.096	52.508	+0.872	18.907	17.020	16.581
8	13:33:06.568	52.472	+0.836	19.304	16.861	16.307
9	13:33:58.350	51.782	+0.146	18.788	16.785	16.209
10	13:34:49.986	51.636		18.870	16.731	16.035
11	13:35:41.730	51.744	+0.108	18.977	16.722	16.045

(655) Edwin Schreiber

1	13:26:26.158	1:14.173	+22.719	22.781	27.418	23.974
2	13:27:28.683	1:02.525	+11.071	23.423	19.033	20.069
3	13:28:40.686	1:12.003	+20.549	30.129	20.677	21.197
4	13:29:34.973	54.287	+2.833	20.191	17.318	16.778
5	13:30:27.518	52.545	+1.091	19.131	16.926	16.488
6	13:31:19.881	52.363	+0.909	19.076	16.951	16.336
7	13:32:13.938	54.057	+2.603	19.362	18.106	16.589
8	13:33:06.325	52.387	+0.933	19.013	17.061	16.313
9	13:33:58.898	52.573	+1.119	18.899	16.797	16.877
10	13:34:50.620	51.722	+0.268	18.902	16.679	16.141
11	13:35:42.074	51.454		18.777	16.652	16.025

(615) Emilio Bernd

1	13:26:22.940	1:11.110	+20.132	21.320	25.920	23.870
2	13:27:26.204	1:03.264	+12.286	23.390	19.137	20.737
3	13:28:39.248	1:13.044	+22.066	29.643	21.133	22.268
4	13:29:33.500	54.252	+3.274	20.075	17.663	16.514
5	13:30:25.792	52.292	+1.314	19.269	16.877	16.146
6	13:31:17.657	51.865	+0.887	19.055	16.690	16.120
7	13:32:08.635	50.978		18.586	16.457	16.120
8	13:33:01.094	52.459	+1.481	18.638	17.256	16.565
9	13:33:54.031	52.937	+1.959	19.567	16.886	16.484
10	13:34:45.166	51.135	+0.157	18.590	16.639	16.906
11	13:35:37.161	51.995	+1.017	18.917	16.632	16.446

(661) Lenn Abbas

1	13:26:28.630	1:15.185	+24.006	22.791	29.302	23.092
2	13:27:30.616	1:01.986	+10.807	23.979	18.492	19.515
3	13:28:42.137	1:11.521	+20.342	30.557	20.580	20.384
4	13:29:36.177	54.040	+2.861	19.951	17.296	16.793
5	13:30:28.999	52.822	+1.643	19.576	17.011	16.235
6	13:31:21.232	52.233	+1.054	18.930	16.813	16.490
7	13:32:14.187	52.955	+1.776	19.158	17.133	16.664
8	13:33:06.646	52.459	+1.280	19.099	16.879	16.481
9	13:33:58.992	52.346	+1.167	18.930	16.686	16.730
10	13:34:51.290	52.298	+1.119	19.229	16.844	16.225
11	13:35:42.469	51.179		18.770	16.505	15.904

(678) Noah Diewold

1	13:26:26.447	1:13.894	+21.869	22.561	27.447	23.886
2	13:27:28.879	1:02.432	+10.407	23.693	18.976	19.763
3	13:28:40.956	1:12.077	+20.052	30.197	20.941	20.939
4	13:29:36.388	55.432	+3.407	20.055	18.034	17.343
5	13:30:29.174	52.786	+0.761	19.574	17.002	16.210
6	13:31:21.199	52.025		18.993	16.845	16.187
7	13:32:14.303	53.104	+1.079	19.016	17.463	16.625
8	13:33:06.773	52.470	+0.445	19.206	16.962	16.302
9	13:33:58.854	52.081	+0.056	18.934	16.726	16.421
10	13:34:51.405	52.551	+0.526	19.173	17.149	16.229
11	13:35:43.716	52.311	+0.286	18.921	16.872	16.518

(624) Noah Beckmann

1	13:26:29.982	1:16.747	+24.626	23.455	30.850	22.442
2	13:27:31.690	1:01.708	+9.587	24.611	18.183	18.914
3	13:28:42.725	1:11.035	+18.914	30.578	21.023	19.434
4	13:29:37.225	54.500	+2.379	20.169	17.357	16.974
5	13:30:29.709	52.484	+0.363	19.112	17.031	16.341
6	13:31:22.193	52.484	+0.363	18.823	16.853	16.808
7	13:32:14.431	52.238	+0.117	18.769	16.988	16.481
8	13:33:07.072	52.641	+0.520	19.167	17.078	16.396
9	13:33:59.193	52.121		18.939	16.747	16.435
10	13:34:51.642	52.449	+0.328	19.194	16.919	16.336
11	13:35:43.896	52.254	+0.133	18.845	16.762	16.647

(626) Ben Gallert

1	13:26:30.324	1:17.798	+25.681	24.269	31.320	22.209
2	13:27:32.403	1:02.079	+9.962	24.535	18.555	18.989
3	13:28:42.860	1:10.457	+18.340	30.248	21.074	19.135
4	13:29:37.311	54.451	+2.334	20.245	17.382	16.824
5	13:30:30.054	52.743	+0.626	19.663	16.960	16.120
6	13:31:22.284	52.230	+0.113	19.182	16.834	16.214
7	13:32:14.493	52.209	+0.092	18.870	16.782	16.557
8	13:33:06.976	52.483	+0.366	19.323	17.021	16.139
9	13:33:59.093	52.117		18.888	16.718	16.511
10	13:34:51.699	52.606	+0.489	19.445	16.972	16.189
11	13:35:44.029	52.330	+0.213	18.948	16.743	16.639

(684) Ben Götz

1	13:26:29.681	1:16.479	+24.973	23.533	30.432	22.514
2	13:27:31.470	1:01.789	+10.283	24.357	18.592	18.840
3	13:28:42.438	1:10.968	+19.462	30.501	21.026	19.441
4	13:29:37.510	55.072	+3.566	20.305	17.598	17.169
5	13:30:31.340	53.830	+2.324	20.245	17.292	16.293
6	13:31:23.184	51.844	+0.338	18.926	16.808	16.110
7	13:32:15.189	52.005	+0.499	19.192	16.763	16.050
8	13:33:07.295	52.106	+0.600	19.263	16.764	16.079
9	13:33:59.620	52.325	+0.819	19.664	16.635	16.026
10	13:34:52.823	53.203	+1.697	19.297	16.842	17.064
11	13:35:44.329	51.506		18.836	16.673	15.997

(660) Maxi Eigner

1	13:26:26.929	1:14.016	+23.028	22.392	27.640	23.984
2	13:27:29.300	1:02.371	+11.383	23.687	19.090	19.594
3	13:28:41.015	1:11.715	+20.727	30.331	20.766	20.618
4	13:29:34.000	52.985	+1.997	19.649	17.242	16.094
5	13:30:25.856	51.856	+0.868	18.917	16.846	16.093
6	13:31:17.334	51.478	+0.490	18.829	16.604	16.045
7	13:32:08.322	50.988		18.550	16.534	15.904
8	13:33:00.735	52.413	+1.425	18.752	17.350	16.311
9	13:33:54.487	53.752	+2.764	19.573	17.051	17.128
10	13:34:46.583	52.096	+1.108	19.220	16.658	16.218
11	13:35:37.743	51.160	+0.172	18.566	16.557	16.037


(699) Lenn Göckmann

1	13:26:32.032	1:18.458	+26.468	24.388	32.899	21.171
2	13:27:33.803	1:01.771	+9.781	25.557	18.137	18.077
3	13:28:43.957	1:10.154	+18.164	31.425	21.155	17.574
4	13:29:38.529	54.572	+2.582	20.498	17.549	16.525
5	13:30:31.727	53.198	+1.208	19.530	17.398	16.270
6	13:31:23.717	51.990		18.970	16.882	16.138
7	13:32:16.249	52.532	+0.542	18.949	16.761	16.822
8	13:33:08.300	52.051	+0.061	19.291	16.775	15.985
9	13:34:00.763	52.463	+0.473	19.197	16.975	16.291
10	13:34:53.020	52.257	+0.267	18.962	16.696	16.599
11	13:35:46.475	53.455	+1.465	19.745	17.487	16.223

(695) Gabriel Hofmann

1	13:26:27.727	1:14.956	+22.866	23.109	28.407	23.440
2	13:27:29.856	1:02.129	+10.039	24.157	18.494	19.478
3	13:28:41.597	1:11.741	+19.651	30.441	20.832	20.468
4	13:29:36.077	54.480	+2.390	20.195	17.372	16.913
5	13:30:29.555	53.478	+1.388	20.012	17.119	16.347
6	13:31:22.293	52.738	+0.648	19.415	16.882	16.441
7	13:32:14.686	52.393	+0.303	19.566	16.719	16.108
8	13:33:07.180	52.494	+0.404	19.394	16.947	16.153

Orbits



INT. ADAC Kartrennen Wackersdorf

X30 JUNIOR

Pro Kart Raceland Wackersdorf 1,190 Km

Qualifying Heat 1

15.06.2024 13:20

Race (11 Laps) started at 13:25:11

Lap	Time of Day	Lap Tm	Diff	S1 Tm	S2 Tm	S3 Tm
9	13:33:59.270	52.090		19.426	16.610	16.054
10	13:34:52.874	53.604	+1.514	19.411	16.977	17.216
11	13:35:46.838	53.964	+1.874	20.536	17.153	16.275

(637) Jan Alessio Stutz

1	13:26:31.758	1:18.127	+26.456	24.268	32.670	21.189
2	13:27:33.598	1:01.840	+10.169	25.381	18.230	18.229
3	13:28:43.769	1:10.171	+18.500	31.096	21.281	17.794
4	13:29:39.369	55.600	+3.929	20.851	17.822	16.927
5	13:30:32.944	53.575	+1.904	19.958	17.059	16.558
6	13:31:25.458	52.514	+0.843	18.988	17.238	16.288
7	13:32:17.292	51.834	+0.163	19.009	16.744	16.081
8	13:33:10.458	53.166	+1.495	19.245	17.125	16.796
9	13:34:02.211	51.753	+0.082	18.808	16.794	16.151
10	13:34:53.882	51.671		18.857	16.714	16.100
11	13:35:47.219	53.337	+1.666	19.768	17.403	16.166

(676) Fabian Burgstahler

1	13:26:31.012	1:17.341	+25.187	23.831	32.037	21.473
2	13:27:32.995	1:01.983	+9.829	25.113	18.507	18.363
3	13:28:43.316	1:10.321	+18.167	30.680	21.414	18.227
4	13:29:37.882	54.566	+2.412	20.747	17.413	16.406
5	13:30:31.502	53.620	+1.466	19.993	17.408	16.219
6	13:31:24.020	52.518	+0.364	19.305	16.945	16.268
7	13:32:16.304	52.284	+0.130	19.197	16.758	16.329
8	13:33:10.564	54.260	+2.106	19.810	17.504	16.946
9	13:34:02.718	52.154		19.281	16.687	16.186
10	13:34:55.190	52.472	+0.318	18.779	16.874	16.819
11	13:35:47.628	52.438	+0.284	18.909	17.243	16.286

(607) Noah Eichele

1	13:26:33.201	1:19.154	+27.152	25.125	33.933	20.096
2	13:27:35.202	1:02.001	+9.999	25.518	18.786	17.697
3	13:28:45.099	1:09.897	+17.895	31.123	21.110	17.664
4	13:29:39.686	54.587	+2.585	20.231	17.770	16.586
5	13:30:33.760	54.074	+0.721	20.306	17.175	16.593
6	13:31:26.483	52.723	+0.721	19.399	17.060	16.264
7	13:32:18.485	52.002		19.117	16.795	16.090
8	13:33:10.806	52.321	+0.319	19.105	16.832	16.384
9	13:34:03.011	52.205	+0.203	19.212	16.827	16.166
10	13:34:55.126	52.115	+0.113	18.739	16.787	16.589
11	13:35:47.814	52.688	+0.686	19.240	17.165	16.283

(666) Valentin Knödel

1	13:26:32.804	1:18.937	+26.818	24.921	33.624	20.392
2	13:27:34.510	1:01.706	+9.587	25.363	18.704	17.639
3	13:28:44.594	1:10.084	+17.965	31.454	21.131	17.499
4	13:29:39.617	55.023	+2.904	20.397	17.846	16.780
5	13:30:33.626	54.009	+1.890	19.408	17.483	17.118
6	13:31:26.160	52.534	+0.415	19.345	16.963	16.226
7	13:32:18.279	52.119		19.086	16.884	16.149
8	13:33:10.655	52.376	+0.257	19.032	17.096	16.248
9	13:34:03.561	52.906	+0.787	19.501	17.091	16.314
10	13:34:55.698	52.137	+0.018	18.937	16.859	16.341
11	13:35:48.148	52.450	+0.331	18.968	17.214	16.268

(670) Emil Drelak

1	13:26:31.429	1:17.993	+26.018	24.158	32.350	21.485
2	13:27:33.309	1:01.880	+9.905	25.218	18.313	18.349
3	13:28:43.547	1:10.238	+18.263	30.710	21.679	17.849
4	13:29:37.727	54.180	+2.205	20.279	17.209	16.692
5	13:30:30.803	53.076	+1.101	19.708	17.049	16.319
6	13:31:22.933	52.130	+0.155	19.068	16.829	16.233
7	13:32:16.148	53.215	+1.240	19.598	16.965	16.652
8	13:33:08.123	51.975		18.978	16.820	16.177
9	13:34:00.157	52.034	+0.059	19.137	16.613	16.284
10	13:34:53.125	52.968	+0.993	19.062	16.724	17.182
11	13:35:46.381	53.256	+1.281	19.820	17.095	16.341

(606) Manuel Lettner

1	13:26:32.327	1:18.534	+26.647	24.632	33.247	20.655
2	13:27:34.030	1:01.703	+9.816	25.521	18.322	17.860
3	13:28:44.193	1:10.163	+18.276	31.570	21.151	17.442
4	13:29:39.287	55.094	+3.207	20.519	17.838	16.737

Lap	Time of Day	Lap Tm	Diff	S1 Tm	S2 Tm	S3 Tm
5	13:30:32.019	52.732	+0.845	19.240	17.194	16.298
6	13:31:24.120	52.101	+0.214	18.941	17.012	16.148
7	13:32:16.408	52.288	+0.401	19.228	16.892	16.168
8	13:33:09.399	52.991	+1.104	19.819	17.014	16.158
9	13:34:01.286	51.887		18.927	16.739	16.221
10	13:34:53.192	51.906	+0.019	18.813	16.613	16.480
11	13:35:46.692	53.500	+1.613	20.082	17.084	16.334

(680) Tobias Hinterstoiber

1	13:26:33.614	1:19.916	+28.127	25.835	34.043	20.038
2	13:27:35.888	1:02.274	+10.485	25.582	18.877	17.815
3	13:28:45.337	1:09.449	+17.660	30.892	20.982	17.575
4	13:29:40.410	55.073	+3.284	20.080	18.310	16.683
5	13:30:33.493	53.083	+1.294	19.295	17.238	16.550
6	13:31:25.999	52.506	+0.717	19.315	16.908	16.283
7	13:32:17.844	51.845	+0.056	19.067	16.754	16.024
8	13:33:10.323	52.479	+0.690	18.870	17.036	16.573
9	13:34:02.459	52.136	+0.347	19.148	16.809	16.179
10	13:34:54.248	51.789		18.823	16.834	16.132
11	13:35:47.910	53.662	+1.873	19.305	17.858	16.499

(614) Julian Bub

1	13:26:34.627	1:21.134	+29.673	26.724	34.004	20.406
2	13:27:37.227	1:02.600	+11.139	25.823	18.949	17.828
3	13:28:45.759	1:08.532	+17.071	30.501	20.455	17.576
4	13:29:39.881	54.122	+2.661	19.800	17.970	16.352
5	13:30:33.239	53.358	+1.897	19.648	17.083	16.627
6	13:31:25.229	51.990	+0.529	18.900	16.858	16.232
7	13:32:16.690	51.461		18.857	16.594	16.010
8	13:33:08.882	52.192	+0.731	19.291	16.757	16.144
9	13:34:00.720	51.838	+0.377	18.825	16.644	16.369
10	13:34:53.087	52.367	+0.906	18.751	16.656	16.960
11	13:35:46.923	53.836	+2.375	20.370	17.211	16.255

(623) Charlotte Tille

1	13:26:45.679	1:31.848	+38.003	51.434	19.034	21.380
2	13:27:43.085	57.406	+3.561	21.973	18.254	17.179
3	13:28:46.422	1:03.337	+9.492	25.084	20.395	17.858
4	13:29:41.143	54.721	+0.876	19.922	17.876	16.923
5	13:30:35.349	54.206	+0.361	19.656	17.757	16.793
6	13:31:29.194	53.845		19.572	17.542	16.731
7	13:32:23.254	54.060	+0.215	19.596	17.664	16.800
8	13:33:17.335	54.081	+0.236	19.861	17.518	16.702
9	13:34:11.363	54.028	+0.183	19.760	17.495	16.773
10	13:35:05.771	54.408	+0.563	19.881	17.666	16.861
11	13:36:00.365	54.594	+0.749	19.936	17.517	17.141

(621) Finley Hölzel

1	13:26:27.351	1:14.506	+23.185	22.617	28.344	23.545
2	13:27:29.588	1:02.237	+10.916	23.985	18.762	19.490
3	13:28:41.328	1:11.740	+20.419	30.355	20.889	20.496
4	13:29:35.433	54.105	+2.784	19.909	17.408	16.788
5	13:30:28.574	53.141	+1.820	19.921	16.999	16.221
6	13:31:20.876	52.302	+0.981	18.877	16.776	16.649
7	13:32:13.086	52.210	+0.889	19.045	16.967	16.198
8	13:33:04.407	51.321		18.758	16.588	15.975
9	13:34:11.283	1:06.876	+15.555	24.305	21.630	20.941

(612) Semir Velija

1	13:26:46.424	1:31.097		42.655	24.612	23.830
---	--------------	-----------------	--	--------	--------	--------



X30 JUNIOR

Qualifying Heat 2

Track length: 1.190 Km

Race Started: 16:32:35

Best Lap by: 622 - Marius Bonconseil - 50.582

Rank	#	Driver	Nat	Sponsor Entrant	Nat	License E-License	Make	laps	T. Time Diff	Best Lap	Penalty	Points
1	2	633 Lukas Roos	DEU	SIM-ON	DEU	NKA26175 KBF39246	Kosmic/IAME/Komet	11	9:24.273	50.660		50
2	5	630 Adrian Lorenz	DEU	CV Performance Group	DEU	NKA16728 BIC38321	KR/IAME/Komet	11	9:24.433 0.160	50.685		44
3	3	615 Emilio Bernd	DEU	EB-Sportpromotion	DEU	ITG36776 IDC39462	KR/IAME/Komet	11	9:25.218 0.945	50.619		41
4	6	693 Tom Wickop	DEU	DUTT MOTORSP. by FENSTER.COM	LUX	NKA16371 BICK867	T.B.A./IAME/Komet	11	9:25.375 1.102	50.650		38
5	0	704 Quinten Van Leeuwen	NLD	Falcon racing team	NLD	IACJ12345 BIC11345	Falcon/IAME/Komet	11	9:25.414 1.141	50.783		36
6	3	622 Marius Bonconseil	DEU	Ebert Motorsport	DEU	NKA41072 KBF38528	OTK/IAME/Komet	11	9:25.633 1.360	50.582		34
7	-3	628 Konstantin Titze	DEU	Ebert Motorsport	DEU	ITG36957 KBF38528	LN/IAME/Komet	11	9:28.050 3.777	50.650		32
8	-7	677 Moritz Weber	DEU	CV Performance Group	DEU	ITF39714 BIC38321	KR/IAME/Komet	11	9:28.113 3.840	50.853		30
9	-7	605 Lars Ramaer	DEU	SIM-ON	DEU	NKA24939 KBF39246	Kosmic/IAME/Komet	11	9:31.901 7.628	50.990		28
10	11	702 Matteo Melis	ITA	Tbkart racing team srl	ITA	IKCJ455903 BIF470451	Tbkart/IAME/Komet	11	9:32.390 8.117	50.596		27
11	-3	655 Edwin Schreiber	DEU	ADAC Sachsen e.V.	DEU	NKA20984 BIC39472	KR/IAME/Komet	11	9:32.477 8.204	50.945		26
12	0	616 Noah Schmitt	DEU	AT Motorsport	DEU	ITG39703 KBF38996	Exprit/IAME/Komet	11	9:33.323 9.050	50.889		25
13	9	617 Noah Daniel Nöiken	DEU	DUTT MOTORSP. by FENSTER.COM	LUX	ITG43454 K867	Tony Kart/IAME/Komet	11	9:34.884 10.611	50.920		24
14	11	611 Joeline Denzel	DEU	AMC Ehingen e.V. SIM-ON	DEU	ITG38907 BIC39246	Kosmic/IAME/Komet	11	9:35.177 10.904	50.710		23
15	4	660 Maxi Eigner	DEU	TR Motorsport	DEU	NKA36132 KBF23400	Mach1/IAME/Komet	11	9:35.256 10.983	50.822	+ 3 sec	22
16	-3	644 Gustav Schreiber	DEU	ADAC Sachsen e.V.	DEU	NKA20985 BIC39472	KR/IAME/Komet	11	9:37.948 13.675	50.944		21
17	18	608 Elias Tittus	DEU	MSC-Langenfeld e. V. im ADAC DUTT MOTORSP. by FENSTER.COM	LUX	ITG26232 K867	Tony Kart/IAME/Komet	11	9:38.165 13.892	50.870		20
18	-1	614 Julian Bub	DEU	TB Racing Team	DEU	ITG38373 KBF38262	KR/IAME/Komet	11	9:39.480 15.207	50.860	+ 5 sec	19
19	-5	678 Noah Diewold	DEU	ADAC Südbaden e.V. Dörr Motorsport	DEU	ITG24933 BIF38420	KR/IAME/Komet	11	9:40.039 15.766	51.379	+ 3 sec	18
20	7	670 Emil Drelok	DEU	Rocco Drelok	DEU	NKA10581 BEK1204568	LN/IAME/Komet	11	9:40.075 15.802	51.466		17
21	-10	610 Lias Erbersdobler	DEU	ADAC Berlin-Brandenburg e.V. SIM-ON	DEU	ITG39045 BIF38321	Kosmic/IAME/Komet	11	9:40.105 15.832	50.779	+ 5 sec	16
22	7	637 Jan Alessio Stutz	DEU	ADAC Pfalz e.V. Stern Motorsport	DEU	NKA39928 KBF38195	KR/IAME/Komet	11	9:40.288 16.015	51.185		15
23	0	684 Ben Götz	DEU	CV Performance Group	DEU	ITG39655 BIF38321	KR/IAME/Komet	11	9:41.313 17.040	51.301		14
24	0	661 Lenn Abbas	DEU	TB Racing Team	DEU	ITG42712 KBF38262	KR/IAME/Komet	11	9:41.460 17.187	51.071		13
25	11	612 Semir Velija	DEU	Lanari Racing Team	DEU	NKA26111 KBF17166	KR/IAME/Komet	11	9:41.917 17.644	51.379		12
26	7	623 Charlotte Tille	DEU	NEES RACING	DEU	ITG38871 KBF38362	KR/IAME/Komet	11	9:42.619 18.346	51.216		11
27	3	676 Fabian Burgstahler	DEU	ADAC Württemberg e.V. Stern Motorsport	DEU	NKA38363 KBF38195	KR/IAME/Komet	11	9:42.961 18.688	51.292		10
28	3	606 Manuel Lettner	DEU	Kartshop Ampfing	DEU	NKA38527 BIC25142	Drago Corse/IAME/Komet	11	9:43.884 19.611	51.509		9
29	5	607 Noah Eichele	DEU	Oliver Eichele	DEU	NKA39690 BEK39690	Alpha Karting/IAME/Komet	11	9:44.563 20.290	51.418		8
30	-2	680 Tobias Hinterstoißer	DEU	Ebert Motorsport	DEU	ITG39211 KBF38528	LN/IAME/Komet	11	9:46.255 21.982	51.434		7
31	-11	624 Noah Beckmann	DEU	RMW Motorsport	DEU	NKA12374 KBF39010	OTK/IAME/Komet	11	9:46.828 22.555	51.310	+ 5 sec	6
32	0	666 Valentin Knödel	DEU	Kartshop Ampfing	DEU	NKA39340 BIF25142	Drago Corse/IAME/Komet	11	9:47.173 22.900	51.690		5
33	-18	626 Ben Gallert	DEU	RMW Motorsport	DEU	ITF38862 KBF12143	OTK/IAME/Komet	11	9:47.737 23.464	50.878	+ 5 sec	4
34	-8	699 Lenn Göckmann	DEU	ADAC Hessen-Thüringen e.V. Ebert Motorsport	DEU	NKA12140 KBF38528	LN/IAME/Komet	11	9:50.460 26.187	51.024	+ 5 sec	3
35	-19	695 Grijel Hofmann	DEU	ADAC Südbaden e.V. RF Racing	DEU	ITG39966 KBF41358	KR/IAME/Komet	8	7:09.034 3 Laps	51.780		2
36	-18	621 Finley Hölzel	DEU	ADAC Niedersachsen/Sachsen-Anhalt e.V.	DEU	NKA41923 BIC38443	Maranello/IAME/Komet	3	2:39.863 8 Laps	51.691		1

Announcements

660,678 + 3 sec corridor

614,699,626,610 + 5 sec front fairing

624 + 5 push


Timekeeper
M.Riehmers

Race Director
H.Seidel

Page 1/1

These results are provisional until the conclusion of any judicial and technical matters!

Printed: 15.06.2024 / 17:13



INT. ADAC Kartrennen Wackersdorf

X30 JUNIOR

Pro Kart Raceland Wackersdorf 1,190 Km

Qualifying Heat 2

15.06.2024 16:30

Race (11 Laps) started at 16:32:35

Lap	Time of Day	Lap Tm	Diff	S1 Tm	S2 Tm	S3 Tm
(633) Lukas Roos						
1	16:33:29.528	53.751	+3.091	20.503	17.113	16.135
2	16:34:21.527	51.999	+1.339	18.828	16.863	16.308
3	16:35:13.185	51.658	+0.998	18.734	16.744	16.180
4	16:36:04.116	50.931	+0.271	18.591	16.489	15.851
5	16:36:54.911	50.795	+0.135	18.405	16.470	15.920
6	16:37:45.591	50.680	+0.020	18.419	16.410	15.851
7	16:38:36.251	50.650		18.403	16.439	15.818
8	16:39:26.971	50.720	+0.060	18.415	16.482	15.823
9	16:40:17.878	50.907	+0.247	18.524	16.471	15.912
10	16:41:09.051	51.173	+0.513	18.630	16.435	16.108
11	16:41:59.983	50.932	+0.272	18.635	16.393	15.904

Lap	Time of Day	Lap Tm	Diff	S1 Tm	S2 Tm	S3 Tm
(628) Konstantin Titze						
8	16:39:28.758	50.611	+0.029	18.400	16.445	15.766
9	16:40:19.847	51.089	+0.507	18.484	16.505	16.100
10	16:41:10.495	50.648	+0.066	18.471	16.314	15.863
11	16:42:01.343	50.848	+0.266	18.566	16.389	15.893
(672) Moritz Weber						
1	16:33:30.888	55.053	+4.403	21.315	17.387	16.351
2	16:34:23.028	52.140	+1.490	19.342	16.850	15.948
3	16:35:14.146	51.118	+0.468	18.597	16.525	15.996
4	16:36:05.343	51.197	+0.547	18.469	16.485	16.243
5	16:36:56.235	50.892	+0.242	18.600	16.425	15.867
6	16:37:47.655	51.420	+0.770	18.417	16.760	16.243
7	16:38:38.482	50.827	+0.177	18.538	16.416	15.873
8	16:39:29.132	50.650		18.409	16.394	15.847
9	16:40:20.461	51.329	+0.679	18.410	16.471	16.448
10	16:41:11.835	51.374	+0.724	18.430	16.590	16.354
11	16:42:03.760	51.925	+1.275	19.105	16.728	16.092

Lap	Time of Day	Lap Tm	Diff	S1 Tm	S2 Tm	S3 Tm
(630) Adrian Lorenz						
1	16:33:29.863	53.881	+3.196	20.705	17.084	16.092
2	16:34:21.361	51.498	+0.813	18.674	16.800	16.024
3	16:35:12.722	51.361	+0.676	18.724	16.676	15.961
4	16:36:03.436	50.714	+0.029	18.498	16.415	15.801
5	16:36:54.121	50.685		18.470	16.432	15.783
6	16:37:44.815	50.694	+0.009	18.457	16.452	15.785
7	16:38:35.814	50.999	+0.314	18.596	16.482	15.921
8	16:39:26.603	50.789	+0.104	18.484	16.424	15.881
9	16:40:17.765	51.162	+0.477	18.708	16.421	16.033
10	16:41:09.154	51.389	+0.704	18.877	16.410	16.102
11	16:42:00.143	50.989	+0.304	18.699	16.439	15.851

Lap	Time of Day	Lap Tm	Diff	S1 Tm	S2 Tm	S3 Tm
(677) Moritz Weber						
1	16:33:29.053	53.343	+2.490	19.855	17.240	16.248
2	16:34:21.153	52.100	+1.247	19.054	16.912	16.134
3	16:35:12.868	51.715	+0.862	18.909	16.806	16.000
4	16:36:03.901	51.033	+0.180	18.605	16.529	15.899
5	16:36:55.213	51.312	+0.459	18.468	16.813	16.031
6	16:37:46.066	50.853		18.462	16.491	15.900
7	16:38:37.118	51.052	+0.199	18.513	16.624	15.915
8	16:39:28.443	51.325	+0.472	18.812	16.579	15.934
9	16:40:20.309	51.866	+1.013	18.727	16.686	16.453
10	16:41:11.906	51.597	+0.744	18.457	16.618	16.522
11	16:42:03.823	51.917	+1.064	18.962	16.686	16.269

Lap	Time of Day	Lap Tm	Diff	S1 Tm	S2 Tm	S3 Tm
(615) Emilio Bernd						
1	16:33:30.133	54.149	+3.530	20.837	17.080	16.232
2	16:34:21.613	51.480	+0.861	18.732	16.590	16.158
3	16:35:13.314	51.701	+1.082	18.797	16.699	16.205
4	16:36:05.247	51.933	+1.314	18.554	17.179	16.200
5	16:36:55.938	50.691	+0.072	18.441	16.452	15.798
6	16:37:46.592	50.654	+0.035	18.433	16.364	15.857
7	16:38:37.211	50.619		18.393	16.471	15.755
8	16:39:27.872	50.661	+0.042	18.348	16.452	15.861
9	16:40:18.684	50.812	+0.193	18.629	16.361	15.822
10	16:41:09.417	50.733	+0.114	18.404	16.333	15.996
11	16:42:00.928	51.511	+0.892	18.915	16.570	16.026

Lap	Time of Day	Lap Tm	Diff	S1 Tm	S2 Tm	S3 Tm
(605) Lars Ramaer						
1	16:33:30.377	54.621	+3.631	21.141	17.240	16.240
2	16:34:23.575	53.198	+2.208	20.051	17.098	16.049
3	16:35:15.413	51.838	+0.848	19.221	16.607	16.010
4	16:36:07.510	52.097	+1.107	19.344	16.650	16.103
5	16:36:59.033	51.523	+0.533	19.020	16.562	15.941
6	16:37:50.181	51.148	+0.158	18.808	16.430	15.910
7	16:38:41.171	50.990		18.775	16.375	15.840
8	16:39:32.208	51.037	+0.047	18.793	16.364	15.880
9	16:40:24.408	52.200	+1.210	19.342	16.794	16.064
10	16:41:15.570	51.162	+0.172	18.843	16.461	15.858
11	16:42:07.611	52.041	+1.051	18.850	16.936	16.255

Lap	Time of Day	Lap Tm	Diff	S1 Tm	S2 Tm	S3 Tm
(693) Tom Wickop						
1	16:33:30.994	54.723	+4.073	21.197	17.323	16.203
2	16:34:22.813	51.819	+1.169	19.131	16.739	15.949
3	16:35:13.775	50.962	+0.312	18.658	16.356	15.948
4	16:36:05.047	51.272	+0.622	18.538	16.616	16.118
5	16:36:55.797	50.750	+0.100	18.515	16.354	15.881
6	16:37:47.137	51.340	+0.690	18.761	16.628	15.951
7	16:38:37.915	50.778	+0.128	18.463	16.442	15.873
8	16:39:28.565	50.650		18.411	16.328	15.911
9	16:40:19.360	50.795	+0.145	18.490	16.391	15.914
10	16:41:10.080	50.720	+0.070	18.542	16.313	15.865
11	16:42:01.085	51.005	+0.355	18.591	16.421	15.993

Lap	Time of Day	Lap Tm	Diff	S1 Tm	S2 Tm	S3 Tm
(702) Matteo Melis						
1	16:33:34.637	57.673	+7.077	23.079	17.919	16.675
2	16:34:27.881	53.244	+2.648	18.979	17.619	16.646
3	16:35:19.437	51.556	+0.960	18.858	16.537	16.161
4	16:36:10.211	50.774	+0.178	18.487	16.341	15.946
5	16:37:00.960	50.749	+0.153	18.521	16.448	15.780
6	16:37:51.637	50.677	+0.081	18.433	16.472	15.772
7	16:38:42.373	50.736	+0.140	18.570	16.373	15.793
8	16:39:32.969	50.596		18.554	16.269	15.773
9	16:40:24.163	51.194	+0.598	18.459	16.875	15.860
10	16:41:15.107	50.944	+0.348	18.352	16.465	16.127
11	16:42:08.100	52.993	+2.397	19.229	17.207	16.557

Lap	Time of Day	Lap Tm	Diff	S1 Tm	S2 Tm	S3 Tm
(704) Quinten Van Leeuwen						
1	16:33:29.115	53.229	+2.446	20.164	16.961	16.104
2	16:34:20.767	51.652	+0.869	18.798	16.782	16.072
3	16:35:12.074	51.307	+0.524	18.809	16.518	15.980
4	16:36:02.990	50.916	+0.133	18.640	16.376	15.900
5	16:36:53.826	50.836	+0.053	18.571	16.383	15.882
6	16:37:44.631	50.805	+0.022	18.557	16.324	15.924
7	16:38:35.928	51.297	+0.514	18.954	16.505	15.838
8	16:39:26.711	50.783		18.519	16.456	15.808
9	16:40:17.787	51.076	+0.293	18.480	16.414	16.182
10	16:41:09.502	51.715	+0.932	19.050	16.474	16.191
11	16:42:01.124	51.622	+0.839	18.662	16.625	16.335

Lap	Time of Day	Lap Tm	Diff	S1 Tm	S2 Tm	S3 Tm
(655) Edwin Schreiber						
1	16:33:31.299	55.217	+4.272	21.415	17.509	16.293
2	16:34:24.340	53.041	+2.096	19.066	17.784	16.191
3	16:35:15.859	51.519	+0.574	18.747	16.631	16.141
4	16:36:07.628	51.769	+0.824	18.831	16.544	16.394
5	16:36:59.857	52.229	+1.284	18.797	17.024	16.408
6	16:37:51.316	5				

INT. ADAC Kartrennen Wackersdorf

X30 JUNIOR

Pro Kart Raceland Wackersdorf 1,190 Km

Qualifying Heat 2

15.06.2024 16:30

Race (11 Laps) started at 16:32:35

Lap	Time of Day	Lap Tm	Diff	S1 Tm	S2 Tm	S3 Tm
4	16:36:07.731	51.701	+0.812	19.058	16.604	16.039
5	16:37:00.146	52.415	+1.526	19.251	17.107	16.057
6	16:37:51.485	51.339	+0.450	18.739	16.673	15.927
7	16:38:43.632	52.147	+1.258	19.314	16.871	15.962
8	16:39:34.521	50.889		18.597	16.428	15.864
9	16:40:25.556	51.035	+0.146	18.545	16.627	15.863
10	16:41:16.900	51.344	+0.455	18.585	16.812	15.947
11	16:42:09.033	52.133	+1.244	19.483	16.714	15.936

(617) Noah Daniel Nölken

1	16:33:34.346	57.489	+6.569	22.609	18.344	16.536
2	16:34:27.240	52.894	+1.974	19.048	17.508	16.338
3	16:35:18.721	51.481	+0.561	18.913	16.658	15.910
4	16:36:10.436	51.715	+0.795	18.846	16.849	16.020
5	16:37:01.647	51.211	+0.291	18.577	16.663	15.971
6	16:37:53.016	51.369	+0.449	18.639	16.688	16.042
7	16:38:44.597	51.581	+0.661	18.901	16.567	16.113
8	16:39:36.266	51.669	+0.749	18.801	16.882	15.986
9	16:40:27.397	51.131	+0.211	18.684	16.532	15.915
10	16:41:18.317	50.920		18.505	16.515	15.900
11	16:42:10.594	52.277	+1.357	19.133	17.100	16.044

(611) Joelina Denzel

1	16:33:35.146	58.068	+7.358	23.429	17.830	16.809
2	16:34:28.048	52.902	+2.192	19.203	17.076	16.623
3	16:35:20.349	52.301	+1.591	19.262	16.589	16.786
4	16:36:11.445	51.096	+0.386	18.644	16.507	15.945
5	16:37:02.327	50.882	+0.172	18.508	16.482	15.892
6	16:37:53.161	50.834	+0.124	18.492	16.434	15.908
7	16:38:44.657	51.496	+0.786	18.598	17.014	15.884
8	16:39:35.367	50.710		18.445	16.435	15.830
9	16:40:26.327	50.960	+0.250	18.556	16.519	15.885
10	16:41:17.323	50.996	+0.286	18.638	16.513	15.845
11	16:42:10.887	53.564	+2.854	20.509	17.120	15.935

(660) Maxi Eigner

1	16:33:33.491	56.799	+5.977	22.603	18.002	16.194
2	16:34:25.471	51.980	+1.158	19.047	16.816	16.117
3	16:35:16.758	51.287	+0.465	18.704	16.513	16.070
4	16:36:07.987	51.229	+0.407	18.621	16.733	15.875
5	16:36:59.786	51.799	+0.977	19.120	16.609	16.070
6	16:37:50.855	51.069	+0.247	18.533	16.609	15.927
7	16:38:41.790	50.935	+0.113	18.437	16.467	16.031
8	16:39:32.612	50.822		18.480	16.477	15.865
9	16:40:23.698	51.086	+0.264	18.581	16.484	16.021
10	16:41:15.191	51.493	+0.671	18.639	16.665	16.189
11	16:42:07.966	52.775	+1.953	19.407	17.022	16.346

(644) Gustav Schreiber

1	16:33:36.029	59.592	+8.648	23.220	18.768	17.604
2	16:34:29.945	53.916	+2.972	20.149	17.438	16.329
3	16:35:21.464	51.519	+0.575	18.761	16.727	16.031
4	16:36:13.782	52.318	+1.374	19.679	16.612	16.027
5	16:37:05.331	51.549	+0.605	19.022	16.479	16.048
6	16:37:56.853	51.522	+0.578	18.684	16.545	16.293
7	16:38:48.818	51.965	+1.021	18.715	17.167	16.083
8	16:39:40.098	51.280	+0.336	18.512	16.547	16.221
9	16:40:31.697	51.599	+0.655	18.975	16.634	15.990
10	16:41:22.641	50.944		18.476	16.479	15.989
11	16:42:13.658	51.017	+0.073	18.571	16.533	15.913

(608) Elias Titus

1	16:33:37.363	59.661	+8.791	25.017	18.131	16.513
2	16:34:30.421	53.058	+2.188	19.541	17.029	16.488
3	16:35:22.366	51.945	+1.075	19.191	16.768	15.986
4	16:36:14.390	52.024	+1.154	19.212	16.776	16.036
5	16:37:06.023	51.633	+0.763	18.840	16.826	15.967
6	16:37:57.547	51.524	+0.654	18.625	16.646	16.253
7	16:38:49.149	51.602	+0.732	18.952	16.705	15.945
8	16:39:40.224	51.076	+0.205	18.553	16.529	15.993
9	16:40:32.043	51.819	+0.949	19.089	16.804	15.926
10	16:41:22.913	50.870		18.500	16.452	15.918
11	16:42:13.875	50.962	+0.092	18.530	16.510	15.922

(614) Julian Bub

1	16:33:36.102	59.115	+8.255	24.876	17.728	16.511
2	16:34:28.757	52.655	+1.795	19.179	16.786	16.690
3	16:35:20.448	51.691	+0.831	18.696	16.585	16.410
4	16:36:11.871	51.423	+0.563	18.966	16.535	15.922
5	16:37:02.927	51.056	+0.196	18.572	16.535	15.949
6	16:37:54.159	51.232	+0.372	18.650	16.518	16.064
7	16:38:45.168	51.009	+0.149	18.523	16.577	15.909
8	16:39:36.154	50.986	+0.126	18.519	16.446	16.021
9	16:40:27.651	51.497	+0.637	18.989	16.526	15.982
10	16:41:18.511	50.830		18.466	16.490	15.904
11	16:42:10.190	51.679	+0.819	18.916	16.811	15.952

(678) Noah Diewold

1	16:33:33.294	56.807	+5.428	22.516	17.843	16.448
2	16:34:27.338	54.044	+2.665	20.061	17.510	16.473
3	16:35:19.785	52.447	+1.068	18.942	16.960	16.545
4	16:36:11.348	51.563	+0.184	18.754	16.771	16.038
5	16:37:03.481	52.133	+0.754	19.284	16.795	16.054
6	16:37:55.058	51.577	+0.198	18.753	16.747	16.077
7	16:38:46.645	51.587	+0.208	18.779	16.791	16.017
8	16:39:38.024	51.379		18.775	16.608	15.996
9	16:40:29.529	51.505	+0.126	18.726	16.730	16.049
10	16:41:21.019	51.490	+0.111	18.716	16.732	16.042
11	16:42:12.749	51.730	+0.351	18.912	16.668	16.150

(670) Emil Drelok

1	16:33:35.413	58.184	+6.718	23.678	17.837	16.669
2	16:34:28.819	53.406	+1.940	19.376	16.958	17.072
3	16:35:21.122	52.303	+0.837	19.600	16.687	16.016
4	16:36:13.615	52.493	+1.027	19.691	16.670	16.132
5	16:37:05.081	51.465		18.707	16.623	16.136
6	16:37:56.755	51.674	+0.208	18.664	16.724	16.286
7	16:38:48.523	51.768	+0.302	18.896	16.861	16.011
8	16:39:39.991	51.468	+0.002	18.617	16.625	16.226
9	16:40:32.610	52.619	+1.153	19.205	17.315	16.099
10	16:41:24.314	51.704	+0.238	18.767	16.713	16.224
11	16:42:15.785	51.471	+0.005	18.747	16.639	16.085

(610) Lias Erbersdobler

1	16:33:33.842	57.564	+6.785	22.680	18.523	16.361
2	16:34:26.301	52.459	+1.680	19.203	17.165	16.091
3	16:35:17.454	51.153	+0.374	18.665	16.489	15.999
4	16:36:08.331	50.877	+0.098	18.582	16.451	15.844
5	16:37:00.315	51.984	+1.205	18.999	16.884	16.101
6	16:37:51.920	51.605	+0.826	18.911	16.725	15.969
7	16:38:43.159	51.239	+0.460	18.831	16.524	15.884
8	16:39:33.938	50.779		18.507	16.404	15.868
9	16:40:24.919	50.981	+0.202	18.514	16.517	15.950
10	16:41:16.737	51.818	+1.039	18.885	17.012	15.921
11	16:42:10.815	54.078	+3.299	20.856	17.052	16.170

(637) Jan Alessio Stutz

1	16:33:37.065	59.591	+8.406	24.274	18.574	16.743
2	16:34:30.580	53.515	+2.330	19.646	17.096	16.773
3	16:35:22.168	51.588	+0.403	18.809	16.706	16.073
4	16:36:15.466	53.298	+2.113	19.529	17.194	16.575
5	16:37:06.949	51.483	+0.298	18.812	16.653	16.018
6	16:37:58.430	51.481	+0.296	18.729	16.722	16.030
7	16:38:49.733	51.303	+0.118	18.658	16.679	15.966
8	16:39:40.918	51.185		18.619	16.602	15.964
9	16:40:32.808	51.890	+0.705	18.760	16.931	16.199
10	16:41:24.620	51.812	+0.627	19.071	16.721	16.020
11	16:42:15.998	51.378	+0.193	18.780	16.584	16.014

(684) Ben Götz

1	16:33:38.498	1:01.418	+10.117	24.830	19.816	16.772
2	16:34:30.990	52.492	+1.191	19.260	16.967	16.265
3	16:35:23.133	52.143	+0.842	19.041	17.017	16.085
4	16:36:15.729	52.596	+1.295	18.942	16.961	16.693
5	16:37:07.735	52.006	+0.705	18.762	17.022	16.222
6	16:37:59.088	51.353	+0.052	18.581	16.708	16.064
7	16:38:50.838	51.750	+0.449	18.727	16.704	16.319
8	16:39:42.169	51.331	+0.030	18.673	16.650	16.008

Orbits



INT. ADAC Kartrennen Wackersdorf

X30 JUNIOR

Pro Kart Raceland Wackersdorf 1,190 Km

Qualifying Heat 2

15.06.2024 16:30

Race (11 Laps) started at 16:32:35

Lap	Time of Day	Lap Tm	Diff	S1 Tm	S2 Tm	S3 Tm
9	16:40:33.885	51.716	+0.415	18.596	16.807	16.313
10	16:41:25.722	51.837	+0.536	18.859	16.884	16.094
11	16:42:17.023	51.301		18.723	16.564	16.014

(661) Lenn Abbas

1	16:33:36.032	59.095	+8.024	24.324	17.758	17.013
2	16:34:28.914	52.882	+1.811	19.439	16.921	16.522
3	16:35:20.587	51.673	+0.602	18.938	16.619	16.116
4	16:36:15.969	55.382	+4.311	22.132	17.036	16.214
5	16:37:07.886	51.917	+0.846	18.738	16.899	16.280
6	16:37:59.895	52.009	+0.938	18.665	16.653	16.691
7	16:38:51.390	51.495	+0.424	18.631	16.527	16.337
8	16:39:43.262	51.872	+0.801	18.863	16.853	16.156
9	16:40:34.333	51.071		18.635	16.535	15.901
10	16:41:25.917	51.584	+0.513	18.934	16.623	16.027
11	16:42:17.170	51.253	+0.182	18.756	16.516	15.981

(612) Semir Velija

1	16:33:39.570	1:01.792	+10.413	25.016	19.897	16.879
2	16:34:32.680	53.110	+1.731	19.484	17.377	16.249
3	16:35:24.497	51.817	+0.438	19.059	16.760	15.998
4	16:36:16.340	51.843	+0.464	18.883	16.773	16.187
5	16:37:08.028	51.688	+0.309	18.924	16.672	16.092
6	16:37:59.582	51.554	+0.175	18.635	16.707	16.212
7	16:38:50.961	51.379		18.590	16.718	16.071
8	16:39:42.475	51.514	+0.135	18.892	16.675	15.947
9	16:40:34.032	51.557	+0.178	18.805	16.654	16.098
10	16:41:26.163	52.131	+0.752	19.394	16.789	15.948
11	16:42:17.627	51.464	+0.085	18.906	16.647	15.911

(623) Charlotte Tille

1	16:33:37.162	59.428	+8.212	24.426	18.324	16.678
2	16:34:30.695	53.593	+2.317	19.178	17.398	16.957
3	16:35:22.855	52.160	+0.944	19.280	16.846	16.034
4	16:36:15.540	52.685	+1.469	19.886	17.345	16.354
5	16:37:07.362	51.822	+0.606	18.897	16.749	16.176
6	16:37:59.383	52.021	+0.805	18.774	17.027	16.220
7	16:38:51.322	51.939	+0.723	18.563	16.808	16.568
8	16:39:42.538	51.216		18.724	16.636	15.856
9	16:40:34.148	51.610	+0.394	19.126	16.659	15.925
10	16:41:26.938	52.790	+1.574	19.236	17.543	16.011
11	16:42:18.329	51.391	+0.175	18.790	16.598	16.003

(676) Fabian Burgstahler

1	16:33:41.532	1:04.242	+12.950	25.734	21.311	17.197
2	16:34:33.962	52.430	+1.138	19.326	16.870	16.234
3	16:35:26.683	52.721	+1.429	19.020	17.140	16.561
4	16:36:17.996	51.313	+0.021	18.739	16.617	15.957
5	16:37:10.081	52.085	+0.793	19.100	16.839	16.146
6	16:38:01.814	51.733	+0.441	18.845	16.718	16.170
7	16:38:53.106	51.292		16.681	15.980	15.980
8	16:39:44.398	51.292		18.679	16.642	15.971
9	16:40:35.855	51.457	+0.165	18.863	16.659	15.935
10	16:41:27.259	51.404	+0.112	18.644	16.760	16.000
11	16:42:18.671	51.412	+0.120	18.785	16.634	15.993

(606) Manuel Lettner

1	16:33:40.502	1:02.871	+11.362	26.009	19.877	16.985
2	16:34:33.068	52.566	+1.057	19.310	17.101	16.155
3	16:35:25.670	52.602	+1.093	19.288	17.107	16.207
4	16:36:17.269	51.599	+0.090	18.830	16.606	16.163
5	16:37:09.183	51.914	+0.405	18.729	17.005	16.180
6	16:38:00.692	51.509		18.740	16.595	16.174
7	16:38:52.208	51.516	+0.007	18.769	16.671	16.076
8	16:39:44.224	52.016	+0.507	18.901	16.616	16.499
9	16:40:36.440	52.216	+0.707	19.502	16.653	16.061
10	16:41:28.083	51.643	+0.134	18.920	16.633	16.090
11	16:42:19.594	51.511	+0.002	18.874	16.540	16.097

(607) Noah Eichele

1	16:33:39.731	1:02.178	+10.760	25.687	19.606	16.885
2	16:34:33.021	53.290	+1.872	19.521	17.423	16.346
3	16:35:25.739	52.718	+1.300	19.295	17.260	16.163
4	16:36:17.873	52.134	+0.716	18.946	17.014	16.174

Lap	Time of Day	Lap Tm	Diff	S1 Tm	S2 Tm	S3 Tm
5	16:37:10.192	52.319	+0.901	19.118	17.058	16.143
6	16:38:02.333	52.141	+0.723	19.145	16.964	16.032
7	16:38:54.228	51.895	+0.477	18.840	16.810	16.245
8	16:39:45.815	51.587	+0.169	18.757	16.739	16.091
9	16:40:37.233	51.418		18.711	16.718	15.989
10	16:41:28.804	51.571	+0.153	18.820	16.754	15.997
11	16:42:20.273	51.469	+0.051	18.746	16.613	16.110

(680) Tobias Hinterstoiber

1	16:33:40.123	1:02.850	+11.416	25.827	20.157	16.866
2	16:34:33.767	53.644	+2.210	19.745	17.578	16.321
3	16:35:26.842	53.075	+1.641	19.003	17.468	16.604
4	16:36:18.683	51.841	+0.407	18.968	16.717	16.156
5	16:37:10.412	51.729	+0.295	18.701	16.895	16.133
6	16:38:02.571	52.159	+0.725	19.132	16.843	16.184
7	16:38:54.428	51.857	+0.423	18.775	16.888	16.194
8	16:39:46.279	51.851	+0.417	19.118	16.729	16.004
9	16:40:37.713	51.434		18.799	16.638	15.997
10	16:41:30.178	52.465	+1.031	18.950	17.385	16.130
11	16:42:21.965	51.787	+0.353	18.790	16.917	16.080

(624) Noah Beckmann

1	16:33:34.939	58.217	+6.907	22.761	18.427	17.029
2	16:34:28.424	53.485	+2.175	19.614	17.004	16.867
3	16:35:20.955	52.531	+1.221	19.234	16.957	16.340
4	16:36:14.229	53.274	+1.964	19.989	17.098	16.187
5	16:37:05.850	51.621	+0.311	18.832	16.649	16.140
6	16:37:57.667	51.817	+0.507	18.612	17.008	16.197
7	16:38:49.475	51.808	+0.498	18.950	16.740	16.118
8	16:39:40.785	51.310		18.543	16.650	16.117
9	16:40:33.736	52.951	+1.641	18.854	17.082	17.015
10	16:41:25.856	52.120	+0.810	18.975	16.906	16.239
11	16:42:17.538	51.682	+0.372	19.001	16.603	16.078

(666) Valentin Knödel

1	16:33:38.713	1:01.242	+9.552	25.571	18.950	16.721
2	16:34:31.713	53.000	+1.310	19.638	17.027	16.335
3	16:35:23.835	52.122	+0.432	19.064	16.925	16.133
4	16:36:16.187	52.352	+0.662	19.136	17.060	16.156
5	16:37:09.905	53.718	+2.028	19.259	17.914	16.545
6	16:38:02.193	52.288	+0.598	19.253	16.842	16.193
7	16:38:54.112	51.919	+0.229	18.798	16.786	16.335
8	16:39:47.206	53.094	+1.404	19.609	17.236	16.249
9	16:40:38.896	51.690		18.816	16.816	16.058
10	16:41:30.823	51.927	+0.237	18.897	16.894	16.136
11	16:42:22.883	52.060	+0.370	18.893	17.001	16.166

(626) Ben Gallert

1	16:33:40.262	1:03.573	+12.695	29.012	17.962	16.599
2	16:34:33.167	52.905	+2.027	19.687	17.102	16.116
3	16:35:25.838	52.671	+1.793	19.315	17.317	16.039
4	16:36:17.554	51.716	+0.838	18.970	16.704	16.042
5	16:37:09.604	52.050	+1.172	18.608	17.283	16.159
6	16:38:00.757	51.153	+0.275	18.613	16.506	16.034
7	16:38:52.258	51.501	+0.623	18.848	16.725	15.928
8	16:39:43.957	51.699	+0.821	18.759	16.885	16.055
9	16:40:34.835	50.878		18.463	16.541	15.874
10	16:41:27.023	52.188	+1.310	18.807	17.287	16.094
11	16:42:18.447	51.424	+0.546	18.863	16.573	15.988

(699) Lenn Göckmann

1	16:33:36.310	59.118	+8.094	24.386	18.142	16.590
2	16:34:29.085	52.775	+1.751	19.631	16.910	16.234
3	16:35:20.725	51.640	+0.616	19.055	16.580	16.005
4	16:36:12.239	1:00.514	+9.490	27.344	16.958	16.212</

INT. ADAC Kartrennen Wackersdorf

X30 JUNIOR

Pro Kart Raceland Wackersdorf 1,190 Km

Qualifying Heat 2

15.06.2024 16:30

Race (11 Laps) started at 16:32:35

Lap	Time of Day	Lap Tm	Diff	S1 Tm	S2 Tm	S3 Tm	Lap	Time of Day	Lap Tm	Diff	S1 Tm	S2 Tm	S3 Tm
1	16:33:35.038	58.447	+6.667	22.666	18.914	16.867							
2	16:34:28.016	52.978	+1.198	19.094	17.209	16.675							
3	16:35:20.508	52.492	+0.712	19.166	16.895	16.431							
4	16:36:15.065	54.557	+2.777	20.959	17.351	16.247							
5	16:37:06.847	51.782	+0.002	18.790	16.778	16.214							
6	16:37:58.853	52.006	+0.226	19.046	16.787	16.173							
7	16:38:50.633	51.780		18.696	16.821	16.263							
8	16:39:44.744	54.111	+2.331	19.249	17.271	17.591							

(621) Finley Hölzel

1	16:33:31.974	55.342	+3.661	21.021	17.807	16.514
2	16:34:23.882	51.908	+0.217	18.910	16.976	16.022
3	16:35:15.573	51.691		18.913	16.773	16.005



X30 JUNIOR
Qualifying Heat 2 Revision 2

Track length: 1.190 Km

Race Started: 16:32:35

Best Lap by: 622 - Marius Bonconseil - 50.582

Rank	#	Driver	Nat	Sponsor Entrant	Nat	License E-License	Make	laps	T. Time Diff	Best Lap	Penalty	Points
1	2	633 Lukas Roos	DEU	SIM-ON	DEU	NKA26175 KBF39246	Kosmic/IAME/Komet	11	9:24.273	50.660		50
2	5	630 Adrian Lorenz	DEU	CV Performance Group	DEU	NKA16728 BIC38321	KR/IAME/Komet	11	9:24.433 0.160	50.685		44
3	3	615 Emilio Bernd	DEU	EB-Sportpromotion	DEU	ITG36776 IDC39462	KR/IAME/Komet	11	9:25.218 0.945	50.619		41
4	6	693 Tom Wickop	DEU	DUTT MOTORSP. by FENSTER.COM	LUX	NKA16371 BICK867	T.B.A./IAME/Komet	11	9:25.375 1.102	50.650		38
5	0	704 Quinten Van Leeuwen	NLD	Falcon racing team	NLD	IACJ12345 BIC11345	Falcon/IAME/Komet	11	9:25.414 1.141	50.783		36
6	3	622 Marius Bonconseil	DEU	Ebert Motorsport	DEU	NKA41072 KBF38528	OTK/IAME/Komet	11	9:25.633 1.360	50.582		34
7	-3	628 Konstantin Titze	DEU	Ebert Motorsport	DEU	ITG36957 KBF38528	LN/IAME/Komet	11	9:28.050 3.777	50.650		32
8	-7	677 Moritz Weber	DEU	CV Performance Group	DEU	ITF39714 BIC38321	KR/IAME/Komet	11	9:28.113 3.840	50.853		30
9	-7	605 Lars Ramaer	DEU	SIM-ON	DEU	NKA24939 KBF39246	Kosmic/IAME/Komet	11	9:31.901 7.628	50.990		28
10	11	702 Matteo Melis	ITA	Tbkart racing team srl	ITA	IKCJ455903 BIF470451	Tbkart/IAME/Komet	11	9:32.390 8.117	50.596		27
11	-3	655 Edwin Schreiber	DEU	ADAC Sachsen e.V.	DEU	NKA20984 BIC39472	KR/IAME/Komet	11	9:32.477 8.204	50.945		26
12	0	616 Noah Schmitt	DEU	AT Motorsport	DEU	ITG39703 KBF38996	Exprit/IAME/Komet	11	9:33.323 9.050	50.889		25
13	9	617 Noah Daniel Nöiken	DEU	DUTT MOTORSP. by FENSTER.COM	LUX	ITG43454 K867	Tony Kart/IAME/Komet	11	9:34.884 10.611	50.920		24
14	11	611 Joelina Denzel	DEU	AMC Ehingen e.V. SIM-ON	DEU	ITG38907 BIC39246	Kosmic/IAME/Komet	11	9:35.177 10.904	50.710		23
15	4	660 Maxi Eigner	DEU	TR Motorsport	DEU	NKA36132 KBF23400	Mach1/IAME/Komet	11	9:35.256 10.983	50.822	+ 3 sec	22
16	-3	644 Gustav Schreiber	DEU	ADAC Sachsen e.V.	DEU	NKA20985 BIC39472	KR/IAME/Komet	11	9:37.948 13.675	50.944		21
17	18	608 Elias Tittus	DEU	MSC-Langenberg e. V. im ADAC DUTT MOTORSP. by FENSTER.COM	LUX	ITG26232 K867	Tony Kart/IAME/Komet	11	9:38.165 13.892	50.870		20
18	-1	614 Julian Bub	DEU	TB Racing Team	DEU	ITG38373 KBF38262	KR/IAME/Komet	11	9:39.480 15.207	50.860	+ 5 sec	19
19	-5	678 Noah Diewold	DEU	ADAC Südbaden e.V. Dörr Motorsport	DEU	ITG24933 BIF38420	KR/IAME/Komet	11	9:40.039 15.766	51.379	+ 3 sec	18
20	7	670 Emil Drelok	DEU	Rocco Drelok	DEU	NKA10581 BEK1204568	LN/IAME/Komet	11	9:40.075 15.802	51.466		17
21	-10	610 Lias Erbersdobler	DEU	ADAC Berlin-Brandenburg e.V. SIM-ON	DEU	ITG39045 BIF38321	Kosmic/IAME/Komet	11	9:40.105 15.832	50.779	+ 5 sec	16
22	7	637 Jan Alessio Stutz	DEU	ADAC Pfalz e.V. Stern Motorsport	DEU	NKA39928 KBF38195	KR/IAME/Komet	11	9:40.288 16.015	51.185		15
23	0	684 Ben Götz	DEU	CV Performance Group	DEU	ITG39655 BIF38321	KR/IAME/Komet	11	9:41.313 17.040	51.301		14
24	0	661 Lenn Abbas	DEU	TB Racing Team	DEU	ITG42712 KBF38262	KR/IAME/Komet	11	9:41.460 17.187	51.071		13
25	11	612 Semir Velija	DEU	Lanari Racing Team	DEU	NKA26111 KBF17166	KR/IAME/Komet	11	9:41.917 17.644	51.379		12
26	7	623 Charlotte Tille	DEU	NEES RACING	DEU	ITG38871 KBF38362	KR/IAME/Komet	11	9:42.619 18.346	51.216		11
27	3	676 Fabian Burgstahler	DEU	ADAC Württemberg e.V. Stern Motorsport	DEU	NKA38363 KBF38195	KR/IAME/Komet	11	9:42.961 18.688	51.292		10
28	3	606 Manuel Lettner	DEU	Kartshop Ampfing	DEU	NKA38527 BIC25142	Drago Corse/IAME/Komet	11	9:43.884 19.611	51.509		9
29	5	607 Noah Eichele	DEU	Oliver Eichele	DEU	NKA39690 BEK39690	Alpha Karting/IAME/Komet	11	9:44.563 20.290	51.418		8
30	-2	680 Tobias Hinterstoißer	DEU	Ebert Motorsport	DEU	ITG39211 KBF38528	LN/IAME/Komet	11	9:46.255 21.982	51.434		7
31	-11	624 Noah Beckmann	DEU	RMW Motorsport	DEU	NKA12374 KBF39010	OTK/IAME/Komet	11	9:46.828 22.555	51.310	+ 5 sec	6
32	0	666 Valentin Knödel	DEU	Kartshop Ampfing	DEU	NKA39340 BIF25142	Drago Corse/IAME/Komet	11	9:47.173 22.900	51.690		5
33	-7	699 Lenn Göckmann	DEU	ADAC Hessen-Thüringen e.V. Ebert Motorsport	DEU	NKA12140 KBF38528	LN/IAME/Komet	11	9:50.460 26.187	51.024	+ 5 sec	4
34	-18	695 Gbrijel Hofmann	DEU	ADAC Südbaden e.V. RF Racing	DEU	ITG39966 KBF41358	KR/IAME/Komet	8	7:09.034 3 Laps	51.780		3
35	-17	621 Finley Hölzel	DEU	ADAC Niedersachsen/Sachsen-Anhalt e.V.	DEU	NKA41923 BIC38443	Maranello/IAME/Komet	3	2:39.863 8 Laps	51.691		2

Not classified

DSQ	626	Ben Gallert	DEU	RMW Motorsport	DEU	ITF38862 KBF12143	OTK/IAME/Komet	11	DSQ	50.878	+ 5 sec	-4
-----	-----	-------------	-----	----------------	-----	----------------------	----------------	----	-----	--------	---------	----

Announcements


660,678 + 3 sec corridor

614,699,626,610 + 5 sec front fairing

624 + 5 push

626 DQ Steward desision

 Timekeeper
M.Riehmers




 Race Director
H.Seidel



Page 1/1

These results are provisional until the conclusion of any judicial and technical matters!

Printed: 15.06.2024 / 18:39

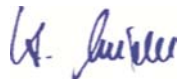


DKM Round 3
X30 JUNIOR
Wackersdorf
Ranking after Heats

Pos. No.	Firstname	Lastname	Nat.		Nat.		Sponsor	Total points			Heat 1	Heat 2
			Dri	Entrant	Ent	Make		QP	PTS	Diff.		
1	633	Lukas	DEU	SIM-ON	DEU	Kosmic/IAME/Komet		3	91		41	50
2	704	Quinten	NLD	Falcon racing team	NLD	Falcon/IAME/Komet		5	86	5	50	36
3	693	Tom	DEU	DUTT MOTORSP. by FENSTER.COM	LUX	T.B.A./IAME/Komet		10	76	15	38	38
4	630	Adrian	DEU	CV Performance Group	DEU	KR/IAME/Komet		7	74	17	30	44
5	605	Lars	DEU	SIM-ON	DEU	Kosmic/IAME/Komet		2	72	19	44	28
6	622	Marius	DEU	Ebert Motorsport	DEU	OTK/IAME/Komet		9	68	23	34	34
7	677	Moritz	DEU	CV Performance Group	DEU	KR/IAME/Komet		1	66	25	36	30
8	615	Emilio	DEU	EB-Sportpromotion	DEU	KR/IAME/Komet		6	63	28	22	41
9	628	Konstantin	DEU	Ebert Motorsport	DEU	LN/IAME/Komet		4	60	31	28	32
10	702	Matteo	ITA	Tbkart racing team srl	ITA	Tbkart/IAME/Komet		21	59	32	32	27
11	616	Noah	DEU	AT Motorsport	DEU	Expriit/IAME/Komet		12	50	41	25	25
12	617	Noah Daniel	DEU	DUTT MOTORSP. by FENSTER.COM	LUX	Tony Kart/IAME/Komet		22	50	41	26	24
13	655	Edwin	DEU	ADAC Sachsen e.V.	DEU	KR/IAME/Komet		8	49	42	23	26
14	611	Joelina	DEU	SIM-ON	DEU	Kosmic/IAME/Komet	AMC Ehingn e.V.	25	47	44	24	23
15	610	Lias	DEU	SIM-ON	DEU	Kosmic/IAME/Komet	ADAC Berlin-Brandenburg e.V.	11	43	48	27	16
16	678	Noah	DEU	Dörr Motorsport	DEU	KR/IAME/Komet	ADAC Südbaden e.V.	14	38	53	20	18
17	660	Maxi	DEU	TR Motorsport	DEU	Mach1/IAME/Komet		19	38	53	16	22
18	661	Lenn	DEU	TB Racing Team	DEU	KR/IAME/Komet		24	34	57	21	13
19	684	Ben	DEU	CV Performance Group	DEU	KR/IAME/Komet		23	31	60	17	14
20	637	Jan Alessio	DEU	Stern Motorsport	DEU	KR/IAME/Komet	ADAC Pfalz e.V.	29	28	63	13	15
21	670	Emil	DEU	Rocco Drelok	DEU	LN/IAME/Komet		27	26	65	9	17
22	614	Julian	DEU	TB Racing Team	DEU	KR/IAME/Komet		17	25	66	6	19
23	624	Noah	DEU	RMW Motorsport	DEU	OTK/IAME/Komet		20	25	66	19	6
24	644	Gustav	DEU	ADAC Sachsen e.V.	DEU	KR/IAME/Komet		13	22	69	1	21
25	676	Fabian	DEU	Stern Motorsport	DEU	KR/IAME/Komet	ADAC Württemberg e.V.	30	22	69	12	10
26	608	Elias	DEU	DUTT MOTORSP. by FENSTER.COM	LUX	Tony Kart/IAME/Komet	MSC-Langenfeld e. V. im ADAC	35	22	69	2	20
27	699	Lenn	DEU	Ebert Motorsport	DEU	LN/IAME/Komet	ADAC Hessen-Thüringen e.V.	26	19	72	15	4
28	607	Noah	DEU	Oliver Eichele	DEU	Alpha Karting/IAME/Komet		34	19	72	11	8
29	695	Gabrijel	DEU	RF Racing	DEU	KR/IAME/Komet	ADAC Südbaden e.V.	16	17	74	14	3
30	606	Manuel	DEU	Kartshop Ampfing	DEU	Drago Corse/IAME/Komet		31	17	74	8	9
31	623	Charlotte	DEU	NEES RACING	DEU	KR/IAME/Komet		33	16	75	5	11
32	666	Valentin	DEU	Kartshop Ampfing	DEU	Drago Corse/IAME/Komet		32	15	76	10	5
33	612	Semir	DEU	Lanari Racing Team	DEU	KR/IAME/Komet		36	15	76	3	12
34	626	Ben	DEU	RMW Motorsport	DEU	OTK/IAME/Komet		15	14	77	18	-4
35	680	Tobias	DEU	Ebert Motorsport	DEU	LN/IAME/Komet		28	14	77	7	7
36	621	Finley	DEU	ADAC Niedersachsen/Sachsen-Anhalt e.V.	DEU	Maranello/IAME/Komet		18	6	85	4	2

Announcements: These results are provisional until the conclusion of any judicial and technical matters

Racedirector Horst Seidel:



Timekeeping Monika Riehmers:



Printed: 15.06.2024 18:41

Posted at: h



DKM Round 3

Class: X30 JUNIOR

Date/Time: 16.06.2024 10:55

Track:

Heat:

Laps:

Wackersdorf

Superheat

13 laps

Edition 1

Tobias Hinterstoßer	680	LN/IAME/Komet	18	Finley Hölzel	621	Maranello/IAME/Komet
	35				36	
Semir Velija	612	KR/IAME/Komet	17	Ben Gallert	626	OTK/IAME/Komet
	33				34	
Charlotte Tille	623	KR/IAME/Komet	16	Valentin Knödel	666	Corse/IAME/Komet
	31				32	
Gabrijel Hofmann	695	KR/IAME/Komet	15	Manuel Lettner	606	Corse/IAME/Komet
	29				30	
Lenn Göckmann	699	LN/IAME/Komet	14	Noah Eichele	607	Karting/IAME/Komet
	27				28	
Fabian Burgstahler	676	KR/IAME/Komet	13	Elias Tittus	608	Kart/IAME/Komet
	25				26	
Noah Beckmann	624	OTK/IAME/Komet	12	Gustav Schreiber	644	KR/IAME/Komet
	23				24	
Emil Drelok	670	LN/IAME/Komet	11	Julian Bub	614	KR/IAME/Komet
	21				22	
Ben Götz	684	KR/IAME/Komet	10	Jan Alessio Stutz	637	KR/IAME/Komet
	19				20	
Maxi Eigner	660	Mach1/IAME/Komet	9	Lenn Abbas	661	KR/IAME/Komet
	17				18	
Lias Erbersdobler	610	Kosmic/IAME/Komet	8	Noah Diewold	678	KR/IAME/Komet
	15				16	
Edwin Schreiber	655	KR/IAME/Komet	7	Joelina Denzel	611	Kosmic/IAME/Komet
	13				14	
Noah Schmitt	616	Exprit/IAME/Komet	6	Noah Daniel Nölken	617	Kart/IAME/Komet
	11				12	
Konstantin Titze	628	LN/IAME/Komet	5	Matteo Melis	702	Tbkart/IAME/Komet
	9				10	
Moritz Weber	677	KR/IAME/Komet	4	Emilio Bernd	615	KR/IAME/Komet
	7				8	
Lars Ramaer	605	Kosmic/IAME/Komet	3	Marius Bonconseil	622	OTK/IAME/Komet
	5				6	
Tom Wickop	693	T.B.A./IAME/Komet	2	Adrian Lorenz	630	KR/IAME/Komet
	3				4	
Lukas Roos	633	Kosmic/IAME/Komet	1	Quinten Van Leeuwen	704	Falcon/IAME/Komet
	1				2	

Pole Position

Row

printed 15.06.2024 18:41

X30 JUNIOR

Warm Up Superheat

Track length: 1.190 Km

Session Started: 8:32:56

Best Lap by: 704 - Quinten Van Leeuwen - 50.545

Rank	#	Driver	Nat	Sponsor Entrant	Nat	License E-License	Make	laps	Best Lap	Diff	In Lap	Penalty
1	704	Quinten Van Leeuwen	NLD	Falcon racing team	NLD	IACJ12345 BIC11345	Falcon/IAME/Komet	5	50.545		5	
2	702	Matteo Melis	ITA	Tbkart racing team srl	ITA	IKCJ456903 BIF470451	Tbkart/IAME/Komet	6	50.599	0.054	6	
3	615	Emilio Bernd	DEU	EB-Sportpromotion	DEU	ITG36776 IDC39462	KR/IAME/Komet	6	50.698	0.153	6	
4	605	Lars Ramaer	DEU	SIM-ON	DEU	NKA24939 KBF39246	Kosmic/IAME/Komet	5	50.719	0.174	5	
5	622	Marius Bonconseil	DEU	Ebert Motorsport	DEU	NKA41072 KBF38528	OTK/IAME/Komet	6	50.776	0.231	5	
6	661	Lenn Abbas	DEU	TB Racing Team	DEU	ITG42712 KBF38262	KR/IAME/Komet	6	50.783	0.238	6	
7	660	Maxi Eigner	DEU	TR Motorsport	DEU	NKA36132 KBF23400	Mach1/IAME/Komet	6	50.786	0.241	5	
8	610	Lias Erbersdobler	DEU	ADAC Berlin-Brandenburg e.V. SIM-ON	DEU	ITG39045 BIF38321	Kosmic/IAME/Komet	5	50.800	0.255	5	
9	617	Noah Daniel Nölken	DEU	DUTT MOTORSP. by FENSTER.COM	LUX	ITG43454 K867	Tony Kart/IAME/Komet	6	50.810	0.265	5	
10	608	Elias Tittus	DEU	MSC-Langefeld e. V. im ADAC DUTT MOTORSP. by FENSTER.COM	LUX	ITG26232 K867	Tony Kart/IAME/Komet	6	50.812	0.267	5	
11	630	Adrian Lorenz	DEU	CV Performance Group	DEU	NKA16728 BIC38321	KR/IAME/Komet	6	50.827	0.282	5	
12	611	Joelina Denzel	DEU	AMC Ehingen e.V. SIM-ON	DEU	ITG38907 BIC39246	Kosmic/IAME/Komet	5	50.844	0.299	5	
13	677	Moritz Weber	DEU	CV Performance Group	DEU	ITF39714 BIC38321	KR/IAME/Komet	6	50.857	0.312	6	
14	628	Konstantin Titze	DEU	Ebert Motorsport	DEU	ITG36957 KBF38528	LN/IAME/Komet	6	50.890	0.345	5	
15	633	Lukas Roos	DEU	SIM-ON	DEU	NKA26175 KBF39246	Kosmic/IAME/Komet	5	50.993	0.448	5	
16	699	Lenn Göckmann	DEU	ADAC Hessen-Thüringen e.V. Ebert Motorsport	DEU	NKA12140 KBF38528	LN/IAME/Komet	6	50.996	0.451	5	
17	684	Ben Götz	DEU	CV Performance Group	DEU	ITG39655 BIF38321	KR/IAME/Komet	6	51.031	0.486	6	
18	693	Tom Wickop	DEU	DUTT MOTORSP. by FENSTER.COM	LUX	NKA16371 BICK867	T.B.A./IAME/Komet	6	51.123	0.578	6	
19	644	Gustav Schreiber	DEU	ADAC Sachsen e.V.	DEU	NKA20985 BIC39472	KR/IAME/Komet	6	51.164	0.619	6	
20	626	Ben Gallert	DEU	RMW Motorsport	DEU	ITF38862 KBF12143	OTK/IAME/Komet	6	51.179	0.634	5	
21	612	Semir Velija	DEU	Lanari Racing Team	DEU	NKA26111 KBF17166	KR/IAME/Komet	6	51.264	0.719	5	
22	637	Jan Alessio Stutz	DEU	ADAC Pfalz e.V. Stern Motorsport	DEU	NKA39928 KBF38195	KR/IAME/Komet	6	51.271	0.726	5	
23	680	Tobias Hinterstoiber	DEU	Ebert Motorsport	DEU	ITG39211 KBF38528	LN/IAME/Komet	6	51.285	0.740	5	
24	695	Gabrijel Hofmann	DEU	ADAC Südbaden e.V. RF Racing	DEU	ITG39966 KBF41358	KR/IAME/Komet	6	51.354	0.809	5	
25	670	Emil Drelok	DEU	Rocco Drelok	DEU	NKA10581 BEK1204568	LN/IAME/Komet	6	51.370	0.825	6	
26	621	Finley Hölzel	DEU	ADAC Niedersachsen/Sachsen-Anhalt e.V.	DEU	NKA41923 BIC38443	Maranello/IAME/Komet	6	51.451	0.906	5	
27	616	Noah Schmitt	DEU	AT Motorsport	DEU	ITG39703 KBF38996	Exprit/IAME/Komet	6	51.516	0.971	6	
28	666	Valentin Knödel	DEU	Kartshop Ampfing	DEU	NKA39340 BIF25142	Drago Corse/IAME/Komet	6	51.576	1.031	4	
29	676	Fabian Burgstahler	DEU	ADAC Württemberg e.V. Stern Motorsport	DEU	NKA38363 KBF38195	KR/IAME/Komet	6	51.582	1.037	6	
30	607	Noah Eichele	DEU	Oliver Eichele	DEU	NKA39690 BEK39690	Alpha Karting/IAME/Komet	6	51.677	1.132	6	
31	606	Manuel Lettner	DEU	Kartshop Ampfing	DEU	NKA38527 BIC25142	Drago Corse/IAME/Komet	6	51.829	1.284	5	
32	678	Noah Diewold	DEU	ADAC Südbaden e.V. Dörr Motorsport	DEU	ITG24933 BIF38420	KR/IAME/Komet	5	51.851	1.306	5	
33	623	Charlotte Tille	DEU	NEES RACING	DEU	ITG38871 KBF38362	KR/IAME/Komet	6	51.959	1.414	5	
34	614	Julian Bub	DEU	TB Racing Team	DEU	ITG38373 KBF38262	KR/IAME/Komet	5	52.428	1.883	2	
35	655	Edwin Schreiber	DEU	ADAC Sachsen e.V.	DEU	NKA20984 BIC39472	KR/IAME/Komet	0			0	
36	624	Noah Beckmann	DEU	RMW Motorsport	DEU	NKA12374 KBF39010	OTK/IAME/Komet	0			0	


Timekeeper
M.Riehmers

Race Director
H.Seidel

Page 1/1

These results are provisional until the conclusion of any judicial and technical matters!

Printed: 16.06.2024 / 08:40



INT. ADAC Kartrennen Wackersdorf

X30 JUNIOR

Warm Up Superheat

Practice (6:00 Time) started at 8:32:56

Pro Kart Raceland Wackersdorf 1,190 Km

16.06.2024 08:33

Lap	Time of Day	Lap Tm	Diff	S1 Tm	S2 Tm	S3 Tm
(704) Quinten Van Leeuwen						
1	8:35:40.518	55.765	+5.220	21.309	17.887	16.569
2	8:36:32.851	52.393	+1.788	19.249	16.943	16.141
3	8:37:23.980	51.129	+0.584	18.838	16.468	15.823
4	8:38:15.692	51.712	+1.167	18.433	16.468	16.811
5	8:39:06.237	50.545		18.498	16.321	15.726

Lap	Time of Day	Lap Tm	Diff	S1 Tm	S2 Tm	S3 Tm
(702) Matteo Melis						
1	8:34:55.087	53.722	+3.123	19.855	17.542	16.325
2	8:35:47.091	52.004	+1.405	19.078	16.864	16.062
3	8:36:38.197	51.106	+0.507	18.749	16.457	15.900
4	8:37:29.127	50.930	+0.331	18.715	16.360	15.855
5	8:38:19.955	50.828	+0.229	18.582	16.371	15.875
6	8:39:10.554	50.599		18.511	16.287	15.801

Lap	Time of Day	Lap Tm	Diff	S1 Tm	S2 Tm	S3 Tm
(615) Emilio Bernd						
1	8:34:52.218	53.530	+2.832	19.769	17.331	16.430
2	8:35:44.212	51.994	+1.296	19.082	16.754	16.158
3	8:36:35.467	51.255	+0.557	18.684	16.607	15.964
4	8:37:26.351	50.884	+0.186	18.624	16.433	15.827
5	8:38:17.287	50.936	+0.238	18.556	16.494	15.886
6	8:39:07.985	50.698		18.425	16.412	15.861

Lap	Time of Day	Lap Tm	Diff	S1 Tm	S2 Tm	S3 Tm
(605) Lars Ramaer						
1	8:35:40.961	53.426	+2.707	19.735	17.342	16.349
2	8:36:32.673	51.712	+0.993	18.996	16.664	16.052
3	8:37:23.849	51.176	+0.457	18.717	16.519	15.940
4	8:38:15.143	51.294	+0.575	18.801	16.479	16.014
5	8:39:05.862	50.719		18.581	16.303	15.835

Lap	Time of Day	Lap Tm	Diff	S1 Tm	S2 Tm	S3 Tm
(622) Marius Bonconseil						
1	8:35:03.518	53.973	+3.197	20.363	17.258	16.352
2	8:35:55.121	51.603	+0.827	18.886	16.699	16.018
3	8:36:46.134	51.013	+0.237	18.595	16.507	15.911
4	8:37:38.094	51.960	+1.184	18.504	16.400	17.056
5	8:38:28.870	50.776		18.531	16.386	15.859
6	8:39:19.897	51.027	+0.251	18.446	16.722	15.859

Lap	Time of Day	Lap Tm	Diff	S1 Tm	S2 Tm	S3 Tm
(661) Lenn Abbas						
1	8:34:56.196	55.439	+4.656	20.614	18.237	16.588
2	8:35:49.170	52.974	+2.191	19.688	17.033	16.253
3	8:36:41.445	52.275	+1.492	19.209	16.953	16.113
4	8:37:32.737	51.292	+0.509	18.750	16.618	15.924
5	8:38:23.771	51.034	+0.251	18.611	16.523	15.900
6	8:39:14.554	50.783		18.550	16.381	15.852

Lap	Time of Day	Lap Tm	Diff	S1 Tm	S2 Tm	S3 Tm
(660) Maxi Eigner						
1	8:34:55.849	53.640	+2.854	19.886	17.322	16.432
2	8:35:47.465	51.616	+0.830	18.820	16.697	16.099
3	8:36:38.677	51.212	+0.426	18.579	16.685	15.948
4	8:37:29.566	50.889	+0.103	18.509	16.476	15.904
5	8:38:20.352	50.786		18.477	16.406	15.903
6	8:39:11.266	50.914	+0.128	18.543	16.455	15.916

Lap	Time of Day	Lap Tm	Diff	S1 Tm	S2 Tm	S3 Tm
(610) Lias Erbersdobler						
1	8:35:41.357	53.425	+2.625	19.644	17.177	16.604
2	8:36:33.035	51.678	+0.878	18.938	16.674	16.066
3	8:37:24.310	51.275	+0.475	18.760	16.647	15.868
4	8:38:15.306	50.996	+0.196	18.561	16.457	15.978
5	8:39:06.106	50.800		18.591	16.339	15.870

Lap	Time of Day	Lap Tm	Diff	S1 Tm	S2 Tm	S3 Tm
(617) Noah Daniel Nölken						
1	8:35:00.727	54.206	+3.396	20.035	17.635	16.536
2	8:35:53.415	52.688	+1.878	19.552	16.820	16.316
3	8:36:45.410	51.995	+1.185	19.201	16.758	16.036
4	8:37:36.740	51.330	+0.520	18.606	16.632	16.092
5	8:38:27.550	50.810		18.630	16.453	15.827
6	8:39:18.842	51.292	+0.482	18.812	16.613	15.867

Lap	Time of Day	Lap Tm	Diff	S1 Tm	S2 Tm	S3 Tm
(608) Elias Titus						
1	8:34:55.792	54.167	+3.355	19.990	17.658	16.519
2	8:35:48.776	52.984	+2.172	19.922	16.905	16.157
3	8:36:40.160	51.384	+0.572	18.883	16.499	16.002

Lap	Time of Day	Lap Tm	Diff	S1 Tm	S2 Tm	S3 Tm
4	8:37:31.266	51.106	+0.294	18.627	16.542	15.937
5	8:38:22.078	50.812		18.558	16.366	15.888
6	8:39:12.938	50.860	+0.048	18.669	16.279	15.912

Lap	Time of Day	Lap Tm	Diff	S1 Tm	S2 Tm	S3 Tm
(630) Adrian Lorenz						
1	8:35:01.622	54.502	+3.675	20.473	17.568	16.461
2	8:35:53.541	51.919	+1.092	19.060	16.804	16.055
3	8:36:44.910	51.369	+0.542	18.861	16.569	15.939
4	8:37:36.258	51.348	+0.521	18.639	16.665	16.044
5	8:38:27.085	50.827		18.527	16.488	15.812
6	8:39:18.043	50.958	+0.131	18.630	16.465	15.863

Lap	Time of Day	Lap Tm	Diff	S1 Tm	S2 Tm	S3 Tm
(611) Joelina Denzel						
1	8:35:41.830	54.578	+3.734	19.822	17.789	16.967
2	8:36:33.901	52.071	+1.227	19.179	16.784	16.108
3	8:37:25.340	51.439	+0.595	18.862	16.555	16.022
4	8:38:18.045	52.705	+1.861	18.788	17.943	15.974
5	8:39:08.889	50.844		18.616	16.379	15.849

Lap	Time of Day	Lap Tm	Diff	S1 Tm	S2 Tm	S3 Tm
(677) Moritz Weber						
1	8:34:57.648	53.487	+2.630	19.826	17.303	16.358
2	8:35:49.576	51.928	+1.071	19.070	16.787	16.071
3	8:36:40.940	51.364	+0.507	18.751	16.636	15.977
4	8:37:32.236	51.296	+0.439	18.760	16.625	15.911
5	8:38:23.387	51.151	+0.294	18.719	16.532	15.900
6	8:39:14.244	50.857		18.571	16.404	15.882

Lap	Time of Day	Lap Tm	Diff	S1 Tm	S2 Tm	S3 Tm
(628) Konstantin Titze						
1	8:34:59.062	55.218	+4.328	20.628	17.754	16.836
2	8:35:52.078	53.016	+2.126	19.543	17.155	16.318
3	8:36:44.505	52.427	+1.537	19.764	16.747	15.916
4	8:37:36.382	51.877	+0.987	18.783	16.891	16.203
5	8:38:27.272	50.890		18.572	16.466	15.852
6	8:39:18.172	50.900	+0.010	18.774	16.327	15.799

Lap	Time of Day	Lap Tm	Diff	S1 Tm	S2 Tm	S3 Tm
(633) Lukas Roos						
1	8:35:38.388	53.368	+2.375	19.957	17.122	16.289
2	8:36:30.210	51.822	+0.829	19.028	16.691	16.103
3	8:37:21.529	51.319	+0.326	18.773	16.527	16.019
4	8:38:12.612	51.083	+0.090	18.724	16.402	15.957
5	8:39:03.605	50.993		18.629	16.447	15.917

Lap	Time of Day	Lap Tm	Diff	S1 Tm	S2 Tm	S3 Tm
(699) Lenn Göckmann						
1	8:35:10.416	57.710	+6.714	21.799	18.826	17.085
2	8:36:04.127	53.711	+2.715	19.652	17.347	16.712
3	8:36:56.213	52.086	+1.090	19.225	16.768	16.093
4	8:37:47.837	51.624	+0.628	18.944	16.668	16.012
5	8:38:38.833	50.996		18.648	16.419	15.929
6	8:39:29.901	51.068	+0.072	18.619	16.452	15.997

Lap	Time of Day	Lap Tm	Diff	S1 Tm	S2 Tm	S3 Tm
(684) Ben Götz						
1	8:35:12.187	59.881	+8.850	22.232	19.286	18.363
2	8:36:05.451	53.264	+2.233	19.651	17.316	16.297
3	8:36:57.611	52.160	+1.129	19.440	16.739	15.981
4	8:37:48.986	51.375	+0.344	18.742	16.609	16.024
5	8:38:40.052	51.066	+0.035	18.613	16.434	16.019
6	8:39:31.083	51.031		18.635	16.527	15.869

INT. ADAC Kartrennen Wackersdorf

X30 JUNIOR

Pro Kart Raceland Wackersdorf 1,190 Km

Warm Up Superheat

16.06.2024 08:33

Practice (6:00 Time) started at 8:32:56

Lap	Time of Day	Lap Tm	Diff	S1 Tm	S2 Tm	S3 Tm
(626) Ben Gallert						
1	8:35:00.385	53.497	+2.318	19.840	17.346	16.311
2	8:35:52.554	52.169	+0.990	19.065	16.937	16.167
3	8:36:44.741	52.187	+1.008	19.486	16.764	15.937
4	8:37:36.568	51.827	+0.648	18.992	16.619	16.216
5	8:38:27.747	51.179		18.864	16.460	15.855
6	8:39:19.326	51.579	+0.400	19.068	16.658	15.853

Lap	Time of Day	Lap Tm	Diff	S1 Tm	S2 Tm	S3 Tm
(612) Semir Velija						
1	8:34:54.753	54.214	+2.950	20.119	17.499	16.596
2	8:35:47.337	52.584	+1.320	19.220	17.248	16.116
3	8:36:39.323	51.986	+0.722	19.252	16.751	15.983
4	8:37:30.673	51.350	+0.086	18.756	16.577	16.017
5	8:38:21.937	51.264		18.730	16.520	16.014
6	8:39:13.509	51.572	+0.308	19.043	16.602	15.927

Lap	Time of Day	Lap Tm	Diff	S1 Tm	S2 Tm	S3 Tm
(637) Jan Alessio Stutz						
1	8:35:08.148	56.742	+5.471	21.705	17.966	17.071
2	8:36:01.059	52.911	+1.640	19.456	17.083	16.372
3	8:36:53.164	52.105	+0.834	19.187	16.776	16.142
4	8:37:44.677	51.513	+0.242	18.843	16.673	15.997
5	8:38:35.948	51.271		18.748	16.595	15.928
6	8:39:27.268	51.320	+0.049	18.726	16.490	16.104

Lap	Time of Day	Lap Tm	Diff	S1 Tm	S2 Tm	S3 Tm
(680) Tobias Hinterstoißer						
1	8:35:00.007	53.831	+2.546	19.952	17.456	16.423
2	8:35:52.404	52.397	+1.112	19.244	16.928	16.225
3	8:36:44.331	51.927	+0.642	19.189	16.755	15.983
4	8:37:35.760	51.429	+0.144	18.856	16.566	16.007
5	8:38:27.045	51.285		18.745	16.589	15.951
6	8:39:19.261	52.216	+0.931	19.598	16.688	15.930

Lap	Time of Day	Lap Tm	Diff	S1 Tm	S2 Tm	S3 Tm
(695) Gabriel Hofmann						
1	8:35:05.170	54.636	+3.282	20.429	17.646	16.561
2	8:35:57.545	52.376	+1.021	19.147	16.884	16.344
3	8:36:49.332	51.787	+0.433	18.957	16.668	16.162
4	8:37:41.091	51.769	+0.405	18.744	16.907	16.108
5	8:38:32.445	51.354		18.780	16.556	16.018
6	8:39:23.812	51.367	+0.013	18.674	16.693	16.000

Lap	Time of Day	Lap Tm	Diff	S1 Tm	S2 Tm	S3 Tm
(670) Emil Drelok						
1	8:35:09.848	58.215	+6.845	22.372	18.788	17.055
2	8:36:02.621	52.773	+1.403	19.440	16.254	16.079
3	8:36:54.743	52.122	+0.752	19.052	16.701	16.369
4	8:37:46.390	51.647	+0.277	18.828	16.664	16.155
5	8:38:38.188	51.798	+0.428	19.040	16.646	16.112
6	8:39:29.558	51.370		18.836	16.546	15.988

Lap	Time of Day	Lap Tm	Diff	S1 Tm	S2 Tm	S3 Tm
(621) Finley Hölzel						
1	8:35:07.253	56.222	+4.771	21.233	18.108	16.881
2	8:36:00.076	52.823	+1.372	19.557	17.025	16.241
3	8:36:51.857	51.781	+0.330	19.045	16.685	16.051
4	8:37:43.590	51.733	+0.282	19.045	16.681	16.007
5	8:38:35.041	51.451		18.971	16.585	15.895
6	8:39:28.917	53.876	+2.425	18.994	16.528	18.354

Lap	Time of Day	Lap Tm	Diff	S1 Tm	S2 Tm	S3 Tm
(616) Noah Schmitt						
1	8:35:07.457	57.009	+5.493	21.585	18.538	16.886
2	8:36:00.944	53.487	+1.971	19.606	17.370	16.511
3	8:36:52.907	51.963	+0.447	19.116	16.765	16.082
4	8:37:44.522	51.615	+0.099	18.957	16.625	16.033
5	8:38:36.286	51.764	+0.248	19.096	16.680	15.988
6	8:39:27.802	51.516		18.893	16.675	15.948

Lap	Time of Day	Lap Tm	Diff	S1 Tm	S2 Tm	S3 Tm
(666) Valentin Knödel						
1	8:35:10.171	59.422	+7.846	22.986	19.085	17.351
2	8:36:04.379	54.208	+2.632	20.229	17.456	16.523
3	8:36:56.685	52.306	+0.730	19.349	16.906	16.051
4	8:37:48.261	51.576		18.789	16.751	16.036
5	8:38:39.926	51.665	+0.089	18.737	16.766	16.162
6	8:39:31.553	51.627	+0.051	19.084	16.560	15.983

Lap	Time of Day	Lap Tm	Diff	S1 Tm	S2 Tm	S3 Tm
(676) Fabian Burgstahler						
1	8:35:10.557	59.100	+7.518	22.351	19.717	17.032

Lap	Time of Day	Lap Tm	Diff	S1 Tm	S2 Tm	S3 Tm
(607) Noah Eichele						
1	8:35:22.407	54.638	+2.961	20.214	17.751	16.673
2	8:36:15.592	53.185	+1.508	19.525	17.151	16.509
3	8:37:07.895	52.303	+0.626	19.157	16.948	16.198
4	8:37:59.982	52.087	+0.410	19.140	16.855	16.092
5	8:38:51.862	51.880	+0.203	18.969	16.820	16.091
6	8:39:43.539	51.677		18.932	16.742	16.003

Lap	Time of Day	Lap Tm	Diff	S1 Tm	S2 Tm	S3 Tm
(606) Manuel Lettner						
1	8:35:05.707	56.511	+4.682	21.038	18.524	16.949
2	8:35:58.866	53.159	+1.330	19.697	17.090	16.372
3	8:36:51.412	52.546	+0.717	19.329	16.889	16.328
4	8:37:44.005	52.593	+0.764	19.273	17.062	16.258
5	8:38:35.834	51.929		19.158	16.528	16.143
6	8:39:29.306	53.472	+1.643	19.032	16.684	17.756

Lap	Time of Day	Lap Tm	Diff	S1 Tm	S2 Tm	S3 Tm
(678) Noah Diewold						
1	8:35:29.625	56.529	+4.678	20.938	18.398	17.193
2	8:36:23.518	53.893	+2.042	20.102	17.274	16.517
3	8:37:16.296	52.778	+0.927	19.447	16.943	16.388
4	8:38:08.411	52.115	+0.264	19.103	16.825	16.187
5	8:39:00.262	51.851		18.996	16.682	16.173

Lap	Time of Day	Lap Tm	Diff	S1 Tm	S2 Tm	S3 Tm
(623) Charlotte Tille						
1	8:35:07.951	57.078	+5.119	21.918	18.048	17.112
2	8:36:01.350	53.399	+1.440	19.926	17.120	16.353
3	8:36:54.225	52.875	+0.916	19.599	17.009	16.267
4	8:37:46.415	52.190	+0.231	18.935	16.721	16.534
5	8:38:38.374	51.959		19.282	16.623	16.054
6	8:39:31.564	53.190	+1.231	18.852	16.800	17.538

Lap	Time of Day	Lap Tm	Diff	S1 Tm	S2 Tm	S3 Tm
(614) Julian Bub						
1	8:34:50.915	54.034	+1.606	19.848	17.537	16.649
2	8:35:43.343	52.428		19.375	16.857	16.196
3	8:36:35.666	1:12.323	+19.895	18.862	35.702	17.759
4	8:37:50.926	55.260	+2.832	19.625	17.406	18.229
5	8:39:21.398	1:30.472	+38.044	55.736	18.280	16.456



X30 JUNIOR

Super Heat

Track length: 1.190 Km

Race Started: 10:57:23

Best Lap by: 615 - Emilio Bernd - 50.450

Rank	#	Driver	Nat	Sponsor Entrant	Nat	License E-License	Make	laps	T. Time Diff	Best Lap	Penalty	Points
1	4	605 Lars Ramaer	DEU	SIM-ON	DEU	NKA24939 KBF39246	Kosmic/IAME/Komet	13	11:02.939	50.528		75
2	6	615 Emilio Bernd	DEU	EB-Sportpromotion	DEU	ITG36776 IDC39462	KR/IAME/Komet	13	11:03.176 0.237	50.450		69
3	-1	704 Quinten Van Leeuwen	NLD	Falcon racing team	NLD	IACJ12345 BIC11345	Falcon/IAME/Komet	13	11:04.148 1.209	50.632		63
4	-1	693 Tom Wickop	DEU	DUTT MOTORSP. by FENSTER.COM	LUX	NKA16371 BICK867	T.B.A./IAME/Komet	13	11:06.204 3.265	50.621		57
5	1	622 Marius Bonconseil	DEU	Ebert Motorsport	DEU	NKA41072 KBF38528	OTK/IAME/Komet	13	11:06.386 3.447	50.705		51
6	4	702 Matteo Melis	ITA	Tbkart racing team srl	ITA	IKCJ455903 BIF470451	Tbkart/IAME/Komet	13	11:09.467 6.528	50.513		48
7	-3	630 Adrian Lorenz	DEU	CV Performance Group	DEU	NKA16728 BIC38321	KR/IAME/Komet	13	11:09.633 6.694	50.534		45
8	1	628 Konstantin Titze	DEU	Ebert Motorsport	DEU	ITG36957 KBF38528	LN/IAME/Komet	13	11:09.637 6.698	50.842		42
9	17	608 Elias Tittus	DEU	MSC-Langenfeld e.V. im ADAC DUTT MOTORSP. by FENSTER.COM	LUX	ITG26232 K867	Tony Kart/IAME/Komet	13	11:11.206 8.267	50.779		39
10	2	617 Noah Daniel Nölken	DEU	DUTT MOTORSP. by FENSTER.COM	LUX	ITG43454 K867	Tony Kart/IAME/Komet	13	11:13.194 10.255	50.777		36
11	-4	677 Moritz Weber	DEU	CV Performance Group	DEU	ITF39714 BIC38321	KR/IAME/Komet	13	11:13.654 10.715	50.790		34
12	2	611 Joelina Denzel	DEU	AMC Ehingen e.V. SIM-ON	DEU	ITG38907 BIC39246	Kosmic/IAME/Komet	13	11:13.689 10.750	50.874		32
13	5	661 Lenn Abbas	DEU	TB Racing Team	DEU	ITG42712 KBF38262	KR/IAME/Komet	13	11:14.497 11.558	50.940		30
14	-13	633 Lukas Roos	DEU	SIM-ON	DEU	NKA26175 KBF39246	Kosmic/IAME/Komet	13	11:14.700 11.761	51.046		28
15	-4	616 Noah Schmitt	DEU	AT Motorsport	DEU	ITG39703 KBF38996	Expriit/IAME/Komet	13	11:15.518 12.579	50.962		26
16	18	626 Ben Gallert	DEU	RMW Motorsport	DEU	ITF38862 KBF12143	OTK/IAME/Komet	13	11:16.368 13.429	50.861		24
17	3	637 Jan Alessio Stutz	DEU	ADAC Pfalz e.V. Stern Motorsport	DEU	NKA39928 KBF38195	KR/IAME/Komet	13	11:17.275 14.336	51.184		22
18	6	644 Gustav Schreiber	DEU	ADAC Sachsen e.V.	DEU	NKA20985 BIC39472	KR/IAME/Komet	13	11:17.396 14.457	51.098		20
19	-2	660 Maxi Eigner	DEU	TR Motorsport	DEU	NKA36132 KBF23400	Mach1/IAME/Komet	13	11:19.560 16.621	50.852		18
20	2	614 Julian Bub	DEU	TB Racing Team	DEU	ITG38373 KBF38262	KR/IAME/Komet	13	11:22.517 19.578	50.995		17
21	8	695 Gabrijel Hofmann	DEU	ADAC Südbaden e.V. RF Racing	DEU	ITG39966 KBF41358	KR/IAME/Komet	13	11:22.911 19.972	51.295		16
22	14	621 Finley Hölzel	DEU	ADAC Niedersachsen/Sachsen-Anhalt e.V.	DEU	NKA41923 BIC38443	Maranello/IAME/Komet	13	11:23.185 20.246	51.103		15
23	-2	670 Emil Drelok	DEU	Rocco Drelok	DEU	NKA10581 BEK1204568	LN/IAME/Komet	13	11:25.856 22.917	51.527		14
24	3	699 Lenn Göckmann	DEU	ADAC Hessen-Thüringen e.V. Ebert Motorsport	DEU	NKA12140 KBF38528	LN/IAME/Komet	13	11:27.103 24.164	50.985		13
25	10	680 Tobias Hinterstoißer	DEU	Ebert Motorsport	DEU	ITG39211 KBF38528	LN/IAME/Komet	13	11:28.232 25.293	51.312		12
26	6	666 Valentin Knödel	DEU	Kartshop Ampfing	DEU	NKA39340 BIF25142	Drago Corse/IAME/Komet	13	11:28.321 25.382	51.718		11
27	-11	678 Noah Diewold	DEU	ADAC Südbaden e.V. Dörr Motorsport	DEU	ITG24933 BIF38420	KR/IAME/Komet	13	11:28.558 25.619	51.558		10
28	-13	610 Lias Erbersdobler	DEU	ADAC Berlin-Brandenburg e.V. SIM-ON	DEU	ITG39045 BIF38321	Kosmic/IAME/Komet	13	11:29.427 26.488	50.677	+ 5 sec	9
29	4	612 Semir Velija	DEU	Lanari Racing Team	DEU	NKA26111 KBF17166	KR/IAME/Komet	13	11:30.240 27.301	51.208		8
30	-11	684 Ben Götz	DEU	CV Performance Group	DEU	ITG39655 BIF38321	KR/IAME/Komet	13	11:30.430 27.491	51.030	+ 5 sec	7
31	-8	624 Noah Beckmann	DEU	RMW Motorsport	DEU	NKA12374 KBF39010	OTK/IAME/Komet	13	11:36.171 33.232	51.420	+ 5 sec	6
32	-7	676 Fabian Burgstahler	DEU	ADAC Württemberg e.V. Stern Motorsport	DEU	NKA38363 KBF38195	KR/IAME/Komet	13	11:36.795 33.856	51.293	+ 5 sec	5
33	-5	607 Noah Eichele	DEU	Oliver Eichele	DEU	NKA39690 BEK39690	Alpha Karting/IAME/Komet	13	11:37.162 34.223	51.418	+ 5 sec	4
34	-3	623 Charlotte Tille	DEU	NEES RACING	DEU	ITG38871 KBF38362	KR/IAME/Komet	13	11:39.754 36.815	51.408	+ 5 sec	3
35	-5	606 Manuel Lettner	DEU	Kartshop Ampfing	DEU	NKA38527 BIC25142	Drago Corse/IAME/Komet	6	5:27.519 7 Laps	51.986		2
36	-23	655 Edwin Schreiber	DEU	ADAC Sachsen e.V.	DEU	NKA20984 BIC39472	KR/IAME/Komet	5	4:31.706 8 Laps	51.664		1

Announcements

623 + 5 sec push

684,607,624,676,610 + 5 sec front fairing


Timekeeper
M.Riehmers

Race Director
H.Seidel

Page 1/1

These results are provisional until the conclusion of any judicial and technical matters!

Printed: 16.06.2024 / 11:39



INT. ADAC Kartrennen Wackersdorf

X30 JUNIOR

Pro Kart Raceland Wackersdorf 1,190 Km

Super Heat

16.06.2024 10:55

Race (13 Laps) started at 10:57:23

Lap	Time of Day	Lap Tm	Diff	S1 Tm	S2 Tm	S3 Tm
(605) Lars Ramaer						
1	10:58:17.364	53.265	+2.737	20.175	16.876	16.214
2	10:59:08.938	51.574	+1.046	18.864	16.701	16.009
3	10:59:59.887	50.949	+0.421	18.593	16.426	15.930
4	11:00:50.578	50.691	+0.163	18.413	16.378	15.900
5	11:01:41.307	50.729	+0.201	18.524	16.331	15.874
6	11:02:32.039	50.732	+0.204	18.536	16.332	15.864
7	11:03:22.567	50.528		18.461	16.285	15.782
8	11:04:13.142	50.575	+0.047	18.466	16.283	15.826
9	11:05:03.750	50.608	+0.080	18.485	16.266	15.857
10	11:05:54.521	50.771	+0.243	18.499	16.360	15.912
11	11:06:45.208	50.687	+0.159	18.495	16.349	15.843
12	11:07:35.939	50.731	+0.203	18.472	16.341	15.918
13	11:08:26.650	50.711	+0.183	18.457	16.334	15.920

Lap	Time of Day	Lap Tm	Diff	S1 Tm	S2 Tm	S3 Tm
(615) Emilio Bernd						
1	10:58:18.096	53.797	+3.347	20.434	17.145	16.218
2	10:59:09.927	51.831	+1.381	19.004	16.781	16.046
3	11:00:00.873	50.946	+0.496	18.529	16.571	15.846
4	11:00:51.742	50.869	+0.419	18.617	16.378	15.874
5	11:01:42.548	50.806	+0.356	18.525	16.443	15.838
6	11:02:33.084	50.536	+0.086	18.412	16.299	15.825
7	11:03:23.534	50.450		18.326	16.360	15.764
8	11:04:14.027	50.493	+0.043	18.445	16.335	15.713
9	11:05:04.515	50.488	+0.038	18.388	16.322	15.778
10	11:05:55.269	50.754	+0.304	18.492	16.405	15.857
11	11:06:45.808	50.539	+0.089	18.311	16.427	15.801
12	11:07:36.359	50.551	+0.101	18.408	16.303	15.840
13	11:08:26.887	50.528	+0.078	18.371	16.343	15.814

Lap	Time of Day	Lap Tm	Diff	S1 Tm	S2 Tm	S3 Tm
(704) Quinten Van Leeuwen						
1	10:58:16.597	52.739	+2.107	19.765	16.789	16.185
2	10:59:08.526	51.929	+1.297	18.995	16.821	16.113
3	10:59:59.724	51.198	+0.566	18.698	16.516	15.984
4	11:00:50.862	51.188	+0.506	18.841	16.448	15.849
5	11:01:41.627	50.765	+0.133	18.613	16.343	15.809
6	11:02:32.289	50.662	+0.030	18.527	16.315	15.820
7	11:03:22.921	50.632		18.488	16.337	15.807
8	11:04:13.588	50.657	+0.035	18.484	16.358	15.825
9	11:05:04.320	50.732	+0.100	18.467	16.355	15.910
10	11:05:55.371	51.051	+0.419	18.560	16.429	16.062
11	11:06:46.211	50.840	+0.208	18.427	16.530	15.883
12	11:07:36.947	50.736	+0.104	18.513	16.366	15.857
13	11:08:27.859	50.912	+0.280	18.480	16.456	15.976

Lap	Time of Day	Lap Tm	Diff	S1 Tm	S2 Tm	S3 Tm
(693) Tom Wickop						
1	10:58:17.620	53.665	+3.044	20.427	17.117	16.121
2	10:59:09.562	51.942	+1.321	19.132	16.786	16.024
3	11:00:00.729	51.167	+0.546	18.644	16.494	16.029
4	11:00:52.379	51.650	+1.029	18.883	16.563	16.204
5	11:01:43.584	51.205	+0.584	18.838	16.459	15.908
6	11:02:34.310	50.726	+0.105	18.468	16.389	15.869
7	11:03:24.982	50.672	+0.051	18.465	16.382	15.825
8	11:04:15.794	50.812	+0.191	18.730	16.322	15.760
9	11:05:06.415	50.621		18.430	16.421	15.770
10	11:05:57.282	50.867	+0.246	18.554	16.465	15.848
11	11:06:48.218	50.936	+0.315	18.469	16.516	15.951
12	11:07:39.012	50.794	+0.173	18.484	16.437	15.873
13	11:08:29.915	50.903	+0.282	18.552	16.411	15.940

Lap	Time of Day	Lap Tm	Diff	S1 Tm	S2 Tm	S3 Tm
(622) Marius Bonconseil						
1	10:58:18.008	53.818	+3.113	20.277	17.268	16.273
2	10:59:10.363	52.355	+1.650	19.274	16.907	16.174
3	11:00:01.273	50.910	+0.205	18.567	16.462	15.881
4	11:00:52.443	51.170	+0.465	18.523	16.516	16.131
5	11:01:43.309	50.866	+0.161	18.500	16.497	15.869
6	11:02:34.099	50.790	+0.085	18.477	16.413	15.900
7	11:03:24.808	50.709	+0.004	18.459	16.350	15.900
8	11:04:15.610	50.802	+0.097	18.515	16.390	15.897
9	11:05:06.315	50.705		18.421	16.378	15.906
10	11:05:57.175	50.850	+0.155	18.487	16.465	15.908
11	11:06:48.022	50.847	+0.142	18.423	16.514	15.910
12	11:07:39.199	51.177	+0.472	18.791	16.490	15.896

Lap	Time of Day	Lap Tm	Diff	S1 Tm	S2 Tm	S3 Tm
13	11:08:30.097	50.898	+0.193	18.567	16.437	15.894
(702) Matteo Melis						
1	10:58:19.990	55.612	+5.099	22.008	17.413	16.191
2	10:59:11.767	51.777	+1.264	18.690	16.945	16.142
3	11:00:03.576	51.809	+1.296	18.569	17.223	16.017
4	11:00:54.313	50.737	+0.224	18.430	16.447	15.860
5	11:01:45.730	51.417	+0.904	19.075	16.541	15.801
6	11:02:36.945	51.215	+0.702	18.525	16.569	16.121
7	11:03:28.476	51.531	+1.018	19.122	16.408	16.001
8	11:04:19.420	50.944	+0.431	18.712	16.466	15.766
9	11:05:10.066	50.646	+0.133	18.357	16.373	15.916
10	11:06:01.048	50.982	+0.469	18.738	16.390	15.854
11	11:06:51.780	50.732	+0.219	18.450	16.434	15.848
12	11:07:42.293	50.513		18.367	16.305	15.841
13	11:08:33.178	50.885	+0.372	18.330	16.311	16.244

Lap	Time of Day	Lap Tm	Diff	S1 Tm	S2 Tm	S3 Tm
(630) Adrian Lorenz						
1	10:58:20.143	56.124	+5.590	22.148	17.814	16.162
2	10:59:11.863	51.720	+1.186	18.683	16.671	16.366
3	11:00:03.645	51.782	+1.248	18.591	17.233	15.958
4	11:00:54.471	50.826	+0.292	18.480	16.458	15.888
5	11:01:45.542	51.071	+0.537	18.803	16.454	15.814
6	11:02:36.880	51.338	+0.804	18.553	16.429	16.356
7	11:03:28.622	51.742	+1.208	18.970	16.500	16.272
8	11:04:19.299	50.677	+0.143	18.409	16.429	15.839
9	11:05:10.134	50.835	+0.301	18.300	16.386	16.149
10	11:06:01.244	51.110	+0.576	18.791	16.484	15.835
11	11:06:51.990	50.746	+0.212	18.393	16.475	15.878
12	11:07:42.524	50.534		18.391	16.355	15.788
13	11:08:33.344	50.820	+0.286	18.373	16.469	15.978

Lap	Time of Day	Lap Tm	Diff	S1 Tm	S2 Tm	S3 Tm
(628) Konstantin Titze						
1	10:58:19.530	55.249	+4.407	21.410	17.404	16.435
2	10:59:11.106	51.576	+0.734	18.916	16.687	15.973
3	11:00:03.069	51.963	+1.121	19.047	16.929	15.987
4	11:00:54.127	51.058	+0.216	18.449	16.451	16.158
5	11:01:45.003	50.876	+0.034	18.512	16.445	15.919
6	11:02:35.907	50.904	+0.062	18.502	16.412	15.990
7	11:03:26.807	50.900	+0.058	18.523	16.456	15.921
8	11:04:17.681	50.874	+0.032	18.458	16.489	15.927
9	11:05:08.523	50.842		18.452	16.456	15.934
10	11:05:59.644	51.121	+0.279	18.553	16.493	16.075
11	11:06:50.792	51.148	+0.306	18.581	16.583	15.984
12	11:07:41.754	50.962	+0.120	18.543	16.490	15.929
13	11:08:33.348	51.594	+0.752	18.504	16.461	16.629

Lap	Time of Day	Lap Tm	Diff	S1 Tm	S2 Tm	S3 Tm
(608) Elias Tittus						
1	10:58:21.615	56.358	+5.579	21.635	18.325	16.398
2	10:59:13.130	51.515	+0.736	18.856	16.626	16.033
3	11:00:04.670	51.540	+0.761	18.674	16.699	16.167
4	11:00:56.225	51.555	+0.776	18.864	16.584	16.107
5	11:01:47.088	50.863	+0.084	18.428	16.434	16.001
6	11:02:37.950	50.862	+0.083	18.433	16.553	15.876
7	11:03:					

INT. ADAC Kartrennen Wackersdorf

X30 JUNIOR

Pro Kart Raceland Wackersdorf 1,190 Km

Super Heat

16.06.2024 10:55

Race (13 Laps) started at 10:57:23

Lap	Time of Day	Lap Tm	Diff	S1 Tm	S2 Tm	S3 Tm
12	11:07:45.149	50.979	+0.202	18.589	16.472	15.918
13	11:08:36.905	51.766	+0.979	18.865	16.845	16.046

Lap	Time of Day	Lap Tm	Diff	S1 Tm	S2 Tm	S3 Tm
11	11:06:56.819	51.168	+0.206	18.732	16.544	15.892
12	11:07:48.039	51.220	+0.258	18.725	16.599	15.896
13	11:08:39.229	51.190	+0.228	18.663	16.594	15.933

(677) Moritz Weber

1	10:58:18.480	54.291	+3.501	20.903	17.145	16.243
2	10:59:10.884	52.404	+1.614	18.977	16.843	16.584
3	11:00:03.961	53.077	+2.287	19.126	17.778	16.173
4	11:00:56.973	51.012	+0.222	18.526	16.536	15.950
5	11:01:46.199	51.226	+0.436	18.799	16.547	15.880
6	11:02:37.639	51.440	+0.650	18.877	16.604	15.959
7	11:03:28.915	51.276	+0.486	18.554	16.472	16.250
8	11:04:19.749	50.834	+0.044	18.468	16.499	15.867
9	11:05:10.539	50.790		18.360	16.523	15.917
10	11:06:02.930	52.391	+1.601	19.952	16.569	15.870
11	11:06:53.923	50.993	+0.203	18.516	16.511	15.966
12	11:07:45.027	51.104	+0.314	18.532	16.528	16.044
13	11:08:37.365	52.338	+1.548	19.203	16.709	16.426

(626) Ben Gallert

1	10:58:24.053	58.247	+7.386	24.352	17.324	16.571
2	10:59:16.613	52.560	+1.699	19.199	17.236	16.125
3	11:00:08.112	51.499	+0.638	18.569	16.725	16.205
4	11:00:59.624	51.512	+0.651	18.899	16.568	16.045
5	11:01:51.279	51.655	+0.794	19.122	16.610	15.923
6	11:02:42.451	51.172	+0.311	18.790	16.531	15.851
7	11:03:33.312	50.861		18.639	16.406	15.816
8	11:04:24.511	51.199	+0.338	18.768	16.498	15.933
9	11:05:15.519	51.008	+0.147	18.712	16.483	15.813
10	11:06:06.505	50.986	+0.125	18.575	16.530	15.881
11	11:06:57.903	51.398	+0.537	18.589	16.584	16.225
12	11:07:49.087	51.184	+0.323	18.670	16.603	15.911
13	11:08:40.079	50.992	+0.131	18.558	16.556	15.878

(611) Joelina Denzel

1	10:58:21.990	57.354	+6.480	22.165	18.631	16.558
2	10:59:13.568	51.578	+0.704	18.879	16.679	16.020
3	11:00:04.811	51.243	+0.369	18.595	16.547	16.101
4	11:00:56.936	52.125	+1.251	19.049	16.600	16.476
5	11:01:48.441	51.505	+0.631	18.997	16.626	15.882
6	11:02:40.033	51.592	+0.718	18.741	16.942	15.909
7	11:03:30.907	50.874		18.554	16.486	15.834
8	11:04:21.866	50.959	+0.085	18.564	16.521	15.874
9	11:05:12.852	50.986	+0.112	18.580	16.464	15.942
10	11:06:03.862	51.010	+0.136	18.548	16.542	15.920
11	11:06:54.852	50.990	+0.116	18.523	16.568	15.899
12	11:07:46.053	51.201	+0.327	18.824	16.463	15.914
13	11:08:37.400	51.347	+0.473	18.516	16.480	16.351

(637) Jan Alessio Stutz

1	10:58:22.304	57.293	+6.109	22.326	18.087	16.880
2	10:59:14.299	51.995	+0.811	19.007	16.839	16.149
3	11:00:05.638	51.339	+0.155	18.723	16.585	16.031
4	11:00:57.197	51.559	+0.375	18.588	16.607	16.364
5	11:01:48.728	51.531	+0.347	18.888	16.720	15.923
6	11:02:40.687	51.959	+0.775	18.612	17.318	16.029
7	11:03:31.900	51.213	+0.029	18.632	16.604	15.977
8	11:04:23.092	51.192	+0.008	18.647	16.574	15.971
9	11:05:14.276	51.184		18.557	16.639	15.988
10	11:06:05.583	51.307	+0.123	18.645	16.631	16.031
11	11:06:57.724	52.141	+0.957	18.981	16.789	16.371
12	11:07:49.419	51.695	+0.511	18.695	16.898	16.102
13	11:08:40.986	51.567	+0.383	18.600	16.719	16.248

(661) Lenn Abbas

1	10:58:20.996	56.144	+5.204	21.817	17.613	16.714
2	10:59:12.957	51.961	+1.021	19.216	16.717	16.028
3	11:00:04.438	51.481	+0.541	18.727	16.620	16.134
4	11:00:56.787	52.349	+1.409	19.295	16.644	16.410
5	11:01:48.292	51.505	+0.565	18.980	16.566	15.959
6	11:02:39.830	51.538	+0.598	18.847	16.744	15.947
7	11:03:30.817	50.987	+0.047	18.628	16.477	15.882
8	11:04:21.757	50.940		18.578	16.441	15.921
9	11:05:13.062	51.305	+0.365	18.929	16.513	15.863
10	11:06:04.020	50.958	+0.018	18.573	16.459	15.926
11	11:06:55.060	51.040	+0.100	18.638	16.491	16.011
12	11:07:46.458	51.398	+0.458	18.940	16.532	15.926
13	11:08:38.208	51.750	+0.810	19.241	16.501	16.008

(644) Gustav Schreiber

1	10:58:23.194	58.020	+6.922	22.421	18.318	17.281
2	10:59:15.299	52.105	+1.007	19.192	16.797	16.116
3	11:00:06.655	51.356	+0.258	18.597	16.647	16.112
4	11:00:57.806	51.151	+0.053	18.577	16.526	16.048
5	11:01:49.252	51.446	+0.348	18.855	16.607	15.984
6	11:02:41.037	51.785	+0.687	18.696	16.897	16.192
7	11:03:32.302	51.265	+0.167	18.737	16.532	15.996
8	11:04:23.625	51.323	+0.225	18.863	16.538	15.922
9	11:05:14.723	51.098		18.544	16.612	15.942
10	11:06:06.010	51.287	+0.189	18.641	16.664	15.982
11	11:06:58.038	52.028	+0.930	18.757	16.507	16.764
12	11:07:49.600	51.562	+0.464	18.819	16.618	16.125
13	11:08:41.107	51.507	+0.409	18.616	16.641	16.250

(633) Lukas Roos

1	10:58:17.331	53.620	+2.574	20.185	17.103	16.332
2	10:59:10.217	52.886	+1.840	19.604	16.925	16.357
3	11:00:02.182	51.965	+0.919	19.265	16.616	16.084
4	11:00:53.876	51.694	+0.648	18.775	16.612	16.307
5	11:01:46.111	52.235	+1.189	19.684	16.545	16.006
6	11:02:37.870	51.759	+0.713	19.083	16.691	15.985
7	11:03:29.138	51.268	+0.222	18.688	16.445	16.135
8	11:04:20.964	51.826	+0.780	19.426	16.474	15.926
9	11:05:12.073	51.109	+0.063	18.732	16.454	15.923
10	11:06:03.119	51.046		18.747	16.429	15.870
11	11:06:54.334	51.215	+0.169	18.753	16.469	15.993
12	11:07:46.213	51.879	+0.833	19.456	16.551	15.872
13	11:08:38.411	52.198	+1.152	19.689	16.548	15.961

(660) Maxi Eigner

1	10:58:19.256	54.404	+3.552	20.900	17.321	16.183
2	10:59:10.784	51.528	+0.676	18.846	16.642	16.040
3	11:00:02.652	51.868	+1.016	19.174	16.719	15.975
4	11:00:54.195	51.543	+0.691	18.572	16.468	16.503
5	11:01:45.313	51.118	+0.266	18.702	16.474	15.942
6	11:02:36.817	51.504	+0.652	18.645	16.695	16.164
7	11:03:27.914	51.097	+0.245	18.770	16.419	15.908
8	11:04:18.766	50.852		18.516	16.392	15.944
9	11:05:10.095	51.329	+0.477	18.508	16.464	16.357
10	11:06:01.049	59.954	+9.102	27.328	16.671	15.955
11	11:07:01.171	51.122	+0.270	18.513	16.602	16.007
12	11:07:52.304	51.133	+0.281	18.607	16.576	15.950
13	11:08:43.271	50.967	+0.115	18.477	16.512	15.978

(616) Noah Schmitt

1	10:58:22.644	58.069	+7.107	22.965	18.101	17.003
2	10:59:14.706	52.062	+1.100	19.037	16.879	16.146
3	11:00:06.223	51.517	+0.555	18.758	16.692	16.067
4	11:00:57.450	51.227	+0.265	18.595	16.609	16.023
5	11:01:49.031	51.581	+0.619	18.844	16.745	15.992
6	11:02:40.806	51.776	+0.813	18.676	17.024	16.075
7	11:03:32.098	51.292	+0.330	18.729	16.549	16.014
8	11:04:23.382	51.284	+0.322	18.770	16.586	15.928
9	11:05:14.344	50.962		18.535	16.621	15.806
10	11:06:05.651	51.307	+0.345	18.736	16.735	15.836

(614) Julian Bub

1	10:58:28.972	1:03.886	+12.891	29.445	17.863	16.578
2	10:59:21.237	52.265	+1.270	19.194	16.840	16.231
3	11:00:13.082	51.845	+0.850	19.099	16.641	16.105
4	11:01:04.421	51.339	+0.344	18.791	16.509	16.039
5	11:01:55.603	51.182	+0.187	18.746	16.489	15.947
6	11:02:46.720	51.117	+0.122	18.642	16.505	15.970
7	11:03:37.715	50.995		18.562	16.542	15.891
8	11:04:29.024	51.309	+0.314	18.59		

INT. ADAC Kartrennen Wackersdorf

X30 JUNIOR

Pro Kart Raceland Wackersdorf 1,190 Km

Super Heat

16.06.2024 10:55

Race (13 Laps) started at 10:57:23

Lap	Time of Day	Lap Tm	Diff	S1 Tm	S2 Tm	S3 Tm
10	11:06:12.385	52.059	+1.064	19.581	16.546	15.932
11	11:07:04.070	51.685	+0.690	18.800	16.802	16.083
12	11:07:55.084	51.014	+0.019	18.551	16.525	15.938
13	11:08:46.228	51.144	+0.149	18.562	16.572	16.010

Lap	Time of Day	Lap Tm	Diff	S1 Tm	S2 Tm	S3 Tm
9	11:05:23.128	51.312		18.748	16.609	15.965
10	11:06:14.474	51.346	+0.034	18.709	16.610	16.027
11	11:07:06.605	52.131	+0.819	18.711	17.055	16.365
12	11:07:58.221	51.616	+0.304	18.913	16.580	16.123
13	11:08:51.943	53.722	+2.410	19.595	17.304	16.823

(695) Gabriel Hofmann

1	10:58:25.957	1:00.382	+9.087	24.924	17.459	17.999
2	10:59:17.934	51.977	+0.682	19.128	16.770	16.079
3	11:00:09.558	51.624	+0.329	18.835	16.660	16.129
4	11:01:01.255	51.697	+0.402	18.968	16.719	16.010
5	11:01:52.867	51.612	+0.317	18.869	16.785	15.958
6	11:02:44.176	51.309	+0.014	18.804	16.550	15.955
7	11:03:35.845	51.669	+0.374	18.950	16.654	16.065
8	11:04:28.014	52.169	+0.874	18.841	16.590	16.738
9	11:05:20.073	52.059	+0.764	18.764	16.861	16.434
10	11:06:12.001	51.928	+0.633	19.033	16.713	16.182
11	11:07:03.364	51.363	+0.068	18.817	16.607	15.939
12	11:07:54.659	51.295		18.728	16.529	16.038
13	11:08:46.622	51.963	+0.668	19.119	16.679	16.165

(666) Valentin Knödel

1	10:58:23.546	57.890	+6.172	22.783	18.085	17.022
2	10:59:16.532	52.986	+1.268	19.567	17.262	16.157
3	11:00:08.960	52.428	+0.710	19.338	16.938	16.152
4	11:01:00.896	51.936	+0.218	18.884	16.820	16.232
5	11:01:52.614	51.718		18.793	16.864	16.061
6	11:02:44.949	52.335	+0.617	18.826	16.873	16.636
7	11:03:37.217	52.268	+0.550	19.264	16.878	16.126
8	11:04:29.273	52.056	+0.338	18.896	17.001	16.159
9	11:05:21.801	52.528	+0.810	18.811	17.404	16.313
10	11:06:13.911	52.110	+0.392	18.904	16.949	16.257
11	11:07:06.740	52.829	+1.111	19.167	17.216	16.446
12	11:07:59.018	52.278	+0.560	19.338	16.803	16.137
13	11:08:52.032	53.014	+1.296	19.015	17.222	16.777

(621) Finley Hölzel

1	10:58:27.830	1:01.865	+10.762	26.881	18.061	16.923
2	10:59:20.213	52.383	+1.280	19.368	16.952	16.063
3	11:00:11.382	51.169	+0.066	18.729	16.548	15.892
4	11:01:02.655	51.273	+0.170	18.728	16.555	15.990
5	11:01:53.794	51.139	+0.036	18.747	16.508	15.884
6	11:02:45.109	51.315	+0.212	18.633	16.483	16.199
7	11:03:36.418	51.309	+0.206	18.927	16.544	15.838
8	11:04:28.086	51.668	+0.565	18.794	16.574	16.300
9	11:05:20.522	52.436	+1.333	19.344	17.081	16.011
10	11:06:12.106	51.584	+0.481	18.870	16.604	16.110
11	11:07:04.422	52.316	+1.213	19.294	16.853	16.169
12	11:07:55.793	51.371	+0.268	18.937	16.492	15.942
13	11:08:46.896	51.103		18.612	16.520	15.971

(678) Noah Diewold

1	10:58:23.062	58.341	+6.783	22.785	18.275	17.281
2	10:59:15.749	52.687	+1.129	19.600	16.867	16.220
3	11:00:08.279	52.530	+0.972	19.009	17.274	16.247
4	11:01:00.429	52.150	+0.592	18.894	16.793	16.463
5	11:01:51.995	51.566	+0.008	18.799	16.608	16.159
6	11:02:43.694	51.699	+0.141	18.794	16.720	16.185
7	11:03:35.667	51.973	+0.415	19.191	16.742	16.040
8	11:04:27.461	51.794	+0.236	18.875	16.564	16.355
9	11:05:20.209	52.748	+1.190	19.050	16.992	16.706
10	11:06:13.525	53.316	+1.758	20.220	16.854	16.242
11	11:07:05.083	51.558		18.780	16.712	16.066
12	11:07:58.101	53.018	+1.460	19.058	17.535	16.425
13	11:08:52.269	54.168	+2.610	19.407	17.449	17.312

(670) Emil Drelök

1	10:58:23.398	58.277	+6.760	22.891	18.263	17.123
2	10:59:16.002	52.604	+1.077	19.612	16.866	16.126
3	11:00:08.069	52.067	+0.540	18.963	16.835	16.269
4	11:01:00.681	52.612	+1.085	19.024	16.951	16.637
5	11:01:52.243	51.562	+0.035	18.832	16.695	16.035
6	11:02:44.078	51.835	+0.308	18.826	16.728	16.281
7	11:03:35.605	51.527		18.702	16.740	16.085
8	11:04:27.531	51.926	+0.399	18.717	16.672	16.537
9	11:05:20.006	52.475	+0.948	19.112	16.896	16.467
10	11:06:11.938	51.932	+0.405	18.898	16.819	16.215
11	11:07:04.350	52.412	+0.885	19.135	16.973	16.304
12	11:07:57.907	53.557	+2.030	19.504	17.542	16.511
13	11:08:49.567	51.660	+0.133	18.845	16.714	16.101

(610) Lias Erbersdobler

1	10:58:29.309	1:04.576	+13.899	27.025	18.397	19.154
2	10:59:22.251	52.942	+2.265	19.342	17.284	16.316
3	11:00:14.521	52.270	+1.593	18.929	17.157	16.184
4	11:01:05.806	51.285	+0.608	18.760	16.580	15.945
5	11:01:57.080	51.274	+0.597	18.446	16.597	16.231
6	11:02:47.974	50.894	+0.217	18.564	16.415	15.915
7	11:03:38.651	50.677		18.436	16.393	15.848
8	11:04:29.905	51.254	+0.577	18.402	16.466	16.386
9	11:05:21.173	51.268	+0.591	18.538	16.621	16.109
10	11:06:12.872	51.699	+1.022	19.037	16.749	15.913
11	11:07:04.646	51.774	+1.097	18.868	16.666	16.240
12	11:07:57.043	52.397	+1.720	19.204	17.122	16.071
13	11:08:48.138	51.095	+0.418	18.769	16.373	15.953

(699) Lenn Göckmann

1	10:58:28.532	1:03.043	+12.058	28.711	17.847	16.485
2	10:59:21.951	53.419	+2.434	19.983	17.075	16.361
3	11:00:14.827	52.876	+1.891	19.466	17.221	16.189
4	11:01:06.451	51.624	+0.639	18.902	16.689	16.033
5	11:01:57.730	51.279	+0.294	18.660	16.632	15.987
6	11:02:48.715	50.985		18.575	16.463	15.947
7	11:03:40.141	51.426	+0.441	18.637	16.637	16.250
8	11:04:31.575	51.434	+0.449	18.936	16.509	15.989
9	11:05:22.632	51.057	+0.072	18.631	16.500	15.926
10	11:06:14.042	51.410	+0.425	18.609	16.543	16.258
11	11:07:05.301	51.259	+0.274	18.656	16.653	15.950
12	11:07:57.932	52.631	+1.646	18.985	17.235	16.411
13	11:08:50.814	52.882	+1.897	19.610	17.156	16.116

(612) Semir Velija

1	10:58:33.889	1:07.849	+16.641	32.564	18.643	16.642
2	10:59:26.271	52.382	+1.174	19.232	16.952	16.198
3	11:00:18.000	51.729	+0.521	19.027	16.678	16.024
4	11:01:09.417	51.417	+0.209	18.729	16.680	16.008
5	11:02:01.823	52.406	+1.198	19.170	16.825	16.411
6	11:02:53.031	51.208		18.590	16.659	15.959
7	11:03:44.804	51.773	+0.565	19.167	16.572	16.034
8	11:04:36.242	51.438	+0.230	18.845	16.590	16.003
9	11:05:28.326	52.084	+0.876	18.880	17.132	16.072
10	11:06:19.779	51.453	+0.245	18.776	16.603	16.074
11	11:07:11.136	51.357	+0.149	18.780	16.550	16.027
12	11:08:02.564	51.428	+0.220	18.802	16.543	16.083
13	11:08:53.951	51.387	+0.179	18.671	16.635	16.081

(680) Tobias Hinterstoiber

1	10:58:28.055	1:01.776	+10.464	26.153	18.607	17.016
2	10:59:20.792	52.737	+1.425	19.292	17.129	16.316
3	11:00:12.797	52.005	+0.693	18.945	16.863	16.197
4	11:01:05.241	52.444	+1.132	19.160	16.993	16.291
5	11:01:57.009	51.768	+0.456	18.710	16.909	16.149
6	11:02:48.457	51.448	+0.136	18.838	16.603	16.007
7	11:03:40.010	51.553	+0.241	18.623	16.780	16.150
8	11:04:31.816	51.806	+0.494	18.775	16.645	16.386

(684) Ben Götz

1	10:58:27.817	1:02.867	+11.837	27.234	18.445	17.188
2	10:59:21.111	53.294	+2.264	19.271	17.493	16.530
3	11:00:13.437	52.326	+1.296	19.299	16.966	16.061
4	11:01:05.030	51.693	+0.563	18.808	16.676	16.109
5	11:01:56.211	51.181	+0.151	18.682	16.567	15.932
6	11:02:47.277	51.066	+0.036	18.601	16.538	15.927
7	11:03:38.307	51.030		18.475	16.687	15.868

Orbits



INT. ADAC Kartrennen Wackersdorf

X30 JUNIOR

Pro Kart Raceland Wackersdorf 1,190 Km

Super Heat

16.06.2024 10:55

Race (13 Laps) started at 10:57:23

Lap	Time of Day	Lap Tm	Diff	S1 Tm	S2 Tm	S3 Tm
8	11:04:29.744	51.437	+0.407	18.542	16.672	16.223
9	11:05:21.069	51.325	+0.295	18.568	16.796	15.961
10	11:06:12.684	51.615	+0.585	18.950	16.723	15.942
11	11:07:04.547	51.863	+0.833	18.931	16.655	16.277
12	11:07:57.698	53.151	+2.121	19.488	17.327	16.336
13	11:08:49.141	51.443	+0.413	18.764	16.676	16.003

Lap	Time of Day	Lap Tm	Diff	S1 Tm	S2 Tm	S3 Tm
(655) Edwin Schreiber						
1	10:58:25.402	1:00.744	+9.080	26.185	17.630	16.929
2	10:59:17.784	52.382	+0.718	19.269	16.746	16.367
3	11:00:10.231	52.447	+0.783	19.225	16.921	16.301
4	11:01:01.895	51.664		18.828	16.590	16.246
5	11:01:55.417	53.522	+1.858	18.876	16.701	17.945

(624) Noah Beckmann

1	10:58:32.306	1:07.081	+15.661	23.075	18.082	25.924
2	10:59:25.375	53.069	+1.649	19.507	16.905	16.657
3	11:00:17.324	51.949	+0.529	19.171	16.638	16.140
4	11:01:09.059	51.735	+0.315	18.800	16.662	16.273
5	11:02:00.703	51.644	+0.224	18.770	16.629	16.245
6	11:02:52.392	51.689	+0.269	18.761	16.656	16.272
7	11:03:44.366	51.974	+0.554	19.031	16.689	16.254
8	11:04:36.002	51.636	+0.216	18.799	16.599	16.238
9	11:05:28.697	52.695	+1.275	19.291	17.210	16.194
10	11:06:20.412	51.715	+0.295	18.835	16.644	16.236
11	11:07:11.915	51.503	+0.083	18.752	16.564	16.187
12	11:08:03.335	51.420		18.674	16.558	16.188
13	11:08:54.882	51.547	+0.127	18.762	16.577	16.208

(676) Fabian Burgstahler

1	10:58:24.626	59.331	+8.038	23.568	17.772	17.991
2	10:59:16.911	52.285	+0.992	19.144	16.995	16.146
3	11:00:09.464	52.553	+1.260	19.366	16.664	16.523
4	11:01:01.170	51.706	+0.413	18.913	16.726	16.067
5	11:01:53.170	52.000	+0.707	18.813	17.128	16.059
6	11:02:44.850	51.680	+0.387	18.624	16.724	16.332
7	11:03:36.143	51.293		18.811	16.506	15.976
8	11:04:28.025	51.882	+0.589	18.735	16.739	16.408
9	11:05:29.539	1:01.514	+10.221	26.744	18.291	16.479
10	11:06:21.272	51.733	+0.440	18.915	16.649	16.169
11	11:07:12.621	51.349	+0.056	18.722	16.611	16.016
12	11:08:04.130	51.509	+0.216	18.809	16.604	16.096
13	11:08:55.506	51.376	+0.083	18.720	16.655	16.001

(607) Noah Eichele

1	10:58:32.285	1:06.846	+15.428	30.532	18.729	17.585
2	10:59:25.291	53.006	+1.588	19.318	17.164	16.524
3	11:00:17.149	51.858	+0.440	18.949	16.808	16.101
4	11:01:09.221	52.072	+0.654	18.785	17.014	16.273
5	11:02:01.895	52.674	+1.256	19.230	16.958	16.486
6	11:02:53.480	51.585	+0.167	18.839	16.732	16.014
7	11:03:45.158	51.678	+0.260	18.943	16.761	15.974
8	11:04:36.794	51.636	+0.218	18.822	16.748	16.066
9	11:05:29.634	52.840	+1.422	18.901	17.467	16.472
10	11:06:21.370	51.736	+0.318	18.951	16.793	15.992
11	11:07:12.788	51.418		18.800	16.656	15.962
12	11:08:04.327	51.539	+0.121	18.772	16.761	16.006
13	11:08:55.873	51.546	+0.128	18.793	16.687	16.066

(623) Charlotte Tille

1	10:58:35.125	1:09.455	+18.047	23.351	17.697	28.407
2	10:59:28.255	53.130	+1.722	19.586	17.209	16.335
3	11:00:21.078	52.823	+1.415	19.425	17.102	16.296
4	11:01:13.235	52.157	+0.749	19.125	16.793	16.239
5	11:02:05.230	51.995	+0.587	19.218	16.680	16.097
6	11:02:57.035	51.805	+0.397	18.920	16.792	16.093
7	11:03:48.741	51.706	+0.298	18.990	16.663	16.053
8	11:04:40.471	51.730	+0.322	18.860	16.732	16.138
9	11:05:31.982	51.511	+0.103	18.799	16.623	16.089
10	11:06:23.440	51.458	+0.050	18.818	16.588	16.052
11	11:07:15.083	51.643	+0.235	18.867	16.706	16.070
12	11:08:06.491	51.408		18.825	16.558	16.025
13	11:08:58.465	51.974	+0.566	18.874	16.790	16.310

(606) Manuel Lettner

1	10:58:27.893	1:02.353	+10.367	26.598	18.278	17.477
2	10:59:22.085	54.192	+2.206	20.440	17.399	16.353
3	11:00:14.489	52.404	+0.418	19.128	16.971	16.305
4	11:01:07.011	52.522	+0.536	19.320	16.990	16.212
5	11:01:58.997	51.986		18.967	16.770	16.249
6	11:02:51.230	52.233	+0.247	19.063	16.823	16.347



INT. ADAC Kartrennen Wackersdorf

Lapchart

X30 JUNIOR

Pro Kart Raceland Wackersdorf 1,190 Km

Super Heat

16.06.2024 10:55

Race (13 Laps) started at 10:57:23

Competitors	Laps														
		0	1	2	3	4	5	6	7	8	9	10	11	12	13
Lukas Roos (633)	1	633	704	704	704	605	605	605	605	605	605	605	605	605	605
Quinten Van Leeuwen (704)	2	704	633	605	605	704	704	704	704	704	704	615	615	615	615
Tom Wickop (693)	3	693	605	693	693	615	615	615	615	615	704	704	704	704	704
Adrian Lorenz (630)	4	630	693	615	615	693	622	622	622	622	622	622	622	693	693
Lars Ramaer (605)	5	605	622	633	622	622	693	693	693	693	693	693	693	622	622
Moritz Weber (677)	6	677	615	622	633	633	628	628	628	628	628	628	628	628	702
Marius Bonconseil (622)	7	622	677	660	660	628	660	660	660	660	702	702	702	702	630
Konstantin Titze (628)	8	628	660	677	628	660	630	630	702	630	660	630	630	630	628
Emilio Bernd (615)	9	615	628	628	702	702	702	702	630	702	630	608	608	608	608
Matteo Melis (702)	10	702	702	702	630	630	633	677	677	677	677	617	677	677	617
Noah Daniel Nölken (617)	11	617	630	630	677	677	677	633	608	608	608	677	617	617	677
Noah Schmitt (616)	12	616	617	617	661	608	608	608	633	617	617	633	633	611	611
Joelina Denzel (611)	13	611	661	661	617	617	617	617	617	633	633	611	611	633	661
Edwin Schreiber (655)	14	655	608	608	608	661	661	661	661	661	611	661	661	661	633
Noah Diewold (678)	15	678	611	611	611	611	611	611	611	611	661	637	616	616	616
Lias Erbersdobler (610)	16	610	637	637	637	637	637	637	637	637	637	616	637	626	626
Maxi Eigner (660)	17	660	616	616	616	616	616	616	616	616	616	644	626	637	637
Lenn Abbas (661)	18	661	678	644	644	644	644	644	644	644	644	626	644	644	644
Ben Götz (684)	19	684	644	678	670	626	626	626	626	626	626	660	660	660	660
Jan Alessio Stutz (637)	20	637	670	670	626	678	678	678	670	678	670	670	695	695	614
Julian Bub (614)	21	614	666	666	678	670	670	670	678	670	695	695	614	614	695
Emil Drelok (670)	22	670	626	626	666	666	666	695	695	695	678	621	670	621	621
Gustav Schreiber (644)	23	644	676	676	676	676	695	676	676	676	614	614	621	610	610
Noah Beckmann (624)	24	624	655	655	695	695	676	666	621	621	621	684	684	684	684
Elias Tittus (608)	25	608	695	695	655	655	621	621	666	614	684	610	610	670	670
Fabian Burgstahler (676)	26	676	684	621	621	621	655	614	614	666	610	678	678	699	699
Noah Eichele (607)	27	607	621	680	680	614	614	684	684	684	666	666	699	678	680
Lenn Göckmann (699)	28	699	606	684	614	684	684	610	610	610	699	699	680	680	666
Manuel Lettner (606)	29	606	680	614	684	680	680	680	680	699	680	680	666	666	678
Gabrijel Hofmann (695)	30	695	699	699	606	610	610	699	699	680	612	612	612	612	612
Valentin Knödel (666)	31	666	614	606	610	699	699	606	624	624	624	624	624	624	624
Charlotte Tille (623)	32	623	610	610	699	606	606	624	612	612	676	676	676	676	676
Ben Gallert (626)	33	626	607	607	607	624	624	612	607	607	607	607	607	607	607
Finley Hölzel (621)	34	621	624	624	624	607	612	607	623	623	623	623	623	623	623
Semir Velija (612)	35	612	612	612	612	612	607	623							
Tobias Hinterstoißer (680)	36	680	623	623	623	623	623								



X30 JUNIOR

Super Heat Revision 2

Track length: 1.190 Km

Race Started: 10:57:23

Best Lap by: 615 - Emilio Bernd - 50.450

Rank	#	Driver	Nat	Sponsor Entrant	Nat	License E-License	Make	laps	T. Time Diff	Best Lap	Penalty	Points
1	4	605 Lars Ramaer	DEU	SIM-ON	DEU	NKA24939 KBF39246	Kosmic/IAME/Komet	13	11:02.939	50.528		75
2	6	615 Emilio Bernd	DEU	EB-Sportpromotion	DEU	ITG36776 IDC39462	KR/IAME/Komet	13	11:03.176 0.237	50.450		69
3	-1	704 Quinten Van Leeuwen	NLD	Falcon racing team	NLD	IACJ12345 BIC11345	Falcon/IAME/Komet	13	11:04.148 1.209	50.632		63
4	-1	693 Tom Wickop	DEU	DUTT MOTORSP. by FENSTER.COM	LUX	NKA16371 BICK867	T.B.A./IAME/Komet	13	11:06.204 3.265	50.621		57
5	1	622 Marius Bonconseil	DEU	Ebert Motorsport	DEU	NKA41072 KBF38528	OTK/IAME/Komet	13	11:06.386 3.447	50.705		51
6	4	702 Matteo Melis	ITA	Tbkart racing team srl	ITA	IKCJ455903 BIF470451	Tbkart/IAME/Komet	13	11:09.467 6.528	50.513		48
7	-3	630 Adrian Lorenz	DEU	CV Performance Group	DEU	NKA16728 BIC38321	KR/IAME/Komet	13	11:09.633 6.694	50.534		45
8	1	628 Konstantin Titze	DEU	Ebert Motorsport	DEU	ITG36957 KBF38528	LN/IAME/Komet	13	11:09.637 6.698	50.842		42
9	17	608 Elias Tittus	DEU	MSC-Langenfeld e. V. im ADAC DUTT MOTORSP. by FENSTER.COM	LUX	ITG26232 K867	Tony Kart/IAME/Komet	13	11:11.206 8.267	50.779		39
10	2	617 Noah Daniel Nölken	DEU	DUTT MOTORSP. by FENSTER.COM	LUX	ITG43454 K867	Tony Kart/IAME/Komet	13	11:13.194 10.255	50.777		36
11	-4	677 Moritz Weber	DEU	CV Performance Group	DEU	ITF39714 BIC38321	KR/IAME/Komet	13	11:13.654 10.715	50.790		34
12	2	611 Joelina Denzel	DEU	AMC Ehingen e.V. SIM-ON	DEU	ITG38907 BIC39246	Kosmic/IAME/Komet	13	11:13.689 10.750	50.874		32
13	5	661 Lenn Abbas	DEU	TB Racing Team	DEU	ITG42712 KBF38262	KR/IAME/Komet	13	11:14.497 11.558	50.940		30
14	-13	633 Lukas Roos	DEU	SIM-ON	DEU	NKA26175 KBF39246	Kosmic/IAME/Komet	13	11:14.700 11.761	51.046		28
15	-4	616 Noah Schmitt	DEU	AT Motorsport	DEU	ITG39703 KBF38996	Expriit/IAME/Komet	13	11:15.518 12.579	50.962		26
16	18	626 Ben Gallert	DEU	RMW Motorsport	DEU	ITF38862 KBF12143	OTK/IAME/Komet	13	11:16.368 13.429	50.861		24
17	3	637 Jan Alessio Stutz	DEU	ADAC Pfalz e.V. Stern Motorsport	DEU	NKA39928 KBF38195	KR/IAME/Komet	13	11:17.275 14.336	51.184		22
18	6	644 Gustav Schreiber	DEU	ADAC Sachsen e.V.	DEU	NKA20985 BIC39472	KR/IAME/Komet	13	11:17.396 14.457	51.098		20
19	-2	660 Maxi Eigner	DEU	TR Motorsport	DEU	NKA36132 KBF23400	Mach1/IAME/Komet	13	11:19.560 16.621	50.852		18
20	2	614 Julian Bub	DEU	TB Racing Team	DEU	ITG38373 KBF38262	KR/IAME/Komet	13	11:22.517 19.578	50.995		17
21	8	695 Gábríjel Hofmann	DEU	ADAC Südbaden e.V. RF Racing	DEU	ITG39966 KBF41358	KR/IAME/Komet	13	11:22.911 19.972	51.295		16
22	14	621 Finley Hölzel	DEU	ADAC Niedersachsen/Sachsen-Anhalt e.V.	DEU	NKA41923 BIC38443	Maranello/IAME/Komet	13	11:23.185 20.246	51.103		15
23	-2	670 Emil Drelok	DEU	Rocco Drelok	DEU	NKA10581 BEK1204568	LN/IAME/Komet	13	11:25.856 22.917	51.527		14
24	11	680 Tobias Hinterstoßer	DEU	Ebert Motorsport	DEU	ITG39211 KBF38528	LN/IAME/Komet	13	11:28.232 25.293	51.312		12
25	7	666 Valentin Knödel	DEU	Kartshop Ampfing	DEU	NKA39340 BIF25142	Drago Corse/IAME/Komet	13	11:28.321 25.382	51.718		11
26	-10	678 Noah Diewold	DEU	ADAC Südbaden e.V. Dörr Motorsport	DEU	ITG24933 BIF38420	KR/IAME/Komet	13	11:28.558 25.619	51.558		10
27	-12	610 Lias Erbersdobler	DEU	ADAC Berlin-Brandenburg e.V. SIM-ON	DEU	ITG39045 BIF38321	Kosmic/IAME/Komet	13	11:29.427 26.488	50.677	+ 5 sec	9
28	5	612 Semir Velija	DEU	Lanari Racing Team	DEU	NKA26111 KBF17166	KR/IAME/Komet	13	11:30.240 27.301	51.208		8
29	-10	684 Ben Götz	DEU	CV Performance Group	DEU	ITG39655 BIF38321	KR/IAME/Komet	13	11:30.430 27.491	51.030	+ 5 sec	7
30	-3	699 Lenn Göckmann	DEU	ADAC Hessen-Thüringen e.V. Ebert Motorsport	DEU	NKA12140 KBF38528	LN/IAME/Komet	13	11:32.103 29.164	50.985	+ 5 sec	13
31	-8	624 Noah Beckmann	DEU	RMW Motorsport	DEU	NKA12374 KBF39010	OTK/IAME/Komet	13	11:36.171 33.232	51.420	+ 5 sec	6
32	-7	676 Fabian Burgstahler	DEU	ADAC Württemberg e.V. Stern Motorsport	DEU	NKA38363 KBF38195	KR/IAME/Komet	13	11:36.795 33.856	51.293	+ 5 sec	5
33	-5	607 Noah Eichele	DEU	Oliver Eichele	DEU	NKA39690 BEK39690	Alpha Karting/IAME/Komet	13	11:37.162 34.223	51.418	+ 5 sec	4
34	-3	623 Charlotte Tille	DEU	NEES RACING	DEU	ITG38871 KBF38362	KR/IAME/Komet	13	11:39.754 36.815	51.408	+ 5 sec	3
35	-5	606 Manuel Lettner	DEU	Kartshop Ampfing	DEU	NKA38527 BIC25142	Drago Corse/IAME/Komet	6	5:27.519 7 Laps	51.986		2
36	-23	655 Edwin Schreiber	DEU	ADAC Sachsen e.V.	DEU	NKA20984 BIC39472	KR/IAME/Komet	5	4:31.706 8 Laps	51.664		1

Announcements

623,699 + 5 sec push

684,607,624,676,610 + 5 sec front fairing


Timekeeper
M.Riehmers

Race Director
H.Seidel

Page 1/1

These results are provisional until the conclusion of any judicial and technical matters!

Printed: 16.06.2024 / 12:23




DKM Round 3
X30 JUNIOR
Wackersdorf
Final Intermediate Classification

Pos.	No.	Firstname	Lastname	Nat.	Entrant	Nat.	Ent	Make	Sponsor	QP	Total PTS	Heat 1	Heat 2	CUH
1	704	Quinten	Van Leeuwen	NLD	Falcon racing team	NLD	Falcon/IAME/Komet			5	149	50	36	63
2	605	Lars	Ramaer	DEU	SIM-ON	DEU	Kosmic/IAME/Komet			2	147	44	28	75
3	693	Tom	Wickop	DEU	DUTT MOTORSP. by FENSTER.COM	LUX	T.B.A./IAME/Komet			10	133	38	38	57
4	615	Emilio	Bernd	DEU	EB-Sportpromotion	DEU	KR/IAME/Komet			6	132	22	41	69
5	633	Lukas	Roos	DEU	SIM-ON	DEU	Kosmic/IAME/Komet			3	119	41	50	28
6	630	Adrian	Lorenz	DEU	CV Performance Group	DEU	KR/IAME/Komet			7	119	30	44	45
7	622	Marius	Bonconseil	DEU	Ebert Motorsport	DEU	OTK/IAME/Komet			9	119	34	34	51
8	702	Matteo	Melis	ITA	Tbkart racing team srl	ITA	Tbkart/IAME/Komet			21	107	32	27	48
9	628	Konstantin	Titze	DEU	Ebert Motorsport	DEU	LN/IAME/Komet			4	102	28	32	42
10	677	Moritz	Weber	DEU	CV Performance Group	DEU	KR/IAME/Komet			1	100	36	30	34
11	617	Noah Daniel	Nölken	DEU	DUTT MOTORSP. by FENSTER.COM	LUX	Tony Kart/IAME/Komet			22	86	26	24	36
12	611	Joelina	Denzel	DEU	SIM-ON	DEU	Kosmic/IAME/Komet	AMC Ehingen e.V.		25	79	24	23	32
13	616	Noah	Schmitt	DEU	AT Motorsport	DEU	Expriit/IAME/Komet			12	76	25	25	26
14	661	Lenn	Abbas	DEU	TB Racing Team	DEU	KR/IAME/Komet			24	64	21	13	30
15	608	Elias	Tittus	DEU	DUTT MOTORSP. by FENSTER.COM	LUX	Tony Kart/IAME/Komet	MSC-Langenfeld e. V. im ADAC		35	61	2	20	39
16	660	Maxi	Eigner	DEU	TR Motorsport	DEU	Mach1/IAME/Komet			19	56	16	22	18
17	610	Lias	Erbersdobler	DEU	SIM-ON	DEU	Kosmic/IAME/Komet	ADAC Berlin-Brandenburg e.V.		11	52	27	16	9
18	655	Edwin	Schreiber	DEU	ADAC Sachsen e.V.	DEU	KR/IAME/Komet			8	50	23	26	1
19	637	Jan Alessio	Stutz	DEU	Stern Motorsport	DEU	KR/IAME/Komet	ADAC Pfalz e.V.		29	50	13	15	22
20	678	Noah	Diewold	DEU	Dörr Motorsport	DEU	KR/IAME/Komet	ADAC Südbaden e.V.		14	48	20	18	10
21	644	Gustav	Schreiber	DEU	ADAC Sachsen e.V.	DEU	KR/IAME/Komet			13	42	1	21	20
22	614	Julian	Bub	DEU	TB Racing Team	DEU	KR/IAME/Komet			17	42	6	19	17
23	670	Emil	Drelok	DEU	Rocco Drelok	DEU	LN/IAME/Komet			27	40	9	17	14
24	626	Ben	Gallert	DEU	RMW Motorsport	DEU	OTK/IAME/Komet			15	38	18	-4	24
25	684	Ben	Götz	DEU	CV Performance Group	DEU	KR/IAME/Komet			23	38	17	14	7
26	695	Gabrijel	Hofmann	DEU	RF Racing	DEU	KR/IAME/Komet	ADAC Südbaden e.V.		16	33	14	3	16
27	699	Lenn	Göckmann	DEU	Ebert Motorsport	DEU	LN/IAME/Komet	ADAC Hessen-Thüringen e.V.		26	32	15	4	13
28	624	Noah	Beckmann	DEU	RMW Motorsport	DEU	OTK/IAME/Komet			20	31	19	6	6
29	676	Fabian	Burgstahler	DEU	Stern Motorsport	DEU	KR/IAME/Komet	ADAC Württemberg e.V.		30	27	12	10	5
30	680	Tobias	Hinterstoißer	DEU	Ebert Motorsport	DEU	LN/IAME/Komet			28	26	7	7	12
31	666	Valentin	Knödel	DEU	Kartshop Ampfing	DEU	Drago Corse/IAME/Komet			32	26	10	5	11
32	607	Noah	Eichele	DEU	Oliver Eichele	DEU	Alpha Karting/IAME/Komet			34	23	11	8	4
33	612	Semir	Velija	DEU	Lanari Racing Team	DEU	KR/IAME/Komet			36	23	3	12	8
34	621	Finley	Hölzel	DEU	ADAC Niedersachsen/Sachsen-Anhalt e.V.	DEU	Maranello/IAME/Komet			18	21	4	2	15
35	606	Manuel	Lettner	DEU	Kartshop Ampfing	DEU	Drago Corse/IAME/Komet			31	19	8	9	2
36	623	Charlotte	Tille	DEU	NEES RACING	DEU	KR/IAME/Komet			33	19	5	11	3

Announcements: These results are provisional until the conclusion of any judicial and technical matters

Racedirector Horst Seidel:



Timekeeping Monika Riehmers:



Printed: 16.06.2024 12:24

Posted at: h



DKM Round 3

Class: X30 JUNIOR

Date/Time: 16.06.2024 15:00

Track:

Heat:

Laps:

Wackersdorf

Final

16 laps

Edition 0

Manuel Lettner	606	Corse/IAME/Komet	18	Charlotte Tille	623	KR/IAME/Komet
	35				36	
Semir Velija	612	KR/IAME/Komet	17	Finley Hölzel	621	Maranello/IAME/Komet
	33				34	
Valentin Knödel	666	Corse/IAME/Komet	16	Noah Eichele	607	Karting/IAME/Komet
	31				32	
Fabian Burgstahler	676	KR/IAME/Komet	15	Tobias Hinterstoißer	680	LN/IAME/Komet
	29				30	
Lenn Göckmann	699	LN/IAME/Komet	14	Noah Beckmann	624	OTK/IAME/Komet
	27				28	
Ben Götz	684	KR/IAME/Komet	13	Gabrijel Hofmann	695	KR/IAME/Komet
	25				26	
Emil Drelok	670	LN/IAME/Komet	12	Ben Gallert	626	OTK/IAME/Komet
	23				24	
Gustav Schreiber	644	KR/IAME/Komet	11	Julian Bub	614	KR/IAME/Komet
	21				22	
Jan Alessio Stutz	637	KR/IAME/Komet	10	Noah Diewold	678	KR/IAME/Komet
	19				20	
Lias Erbersdobler	610	Kosmic/IAME/Komet	9	Edwin Schreiber	655	KR/IAME/Komet
	17				18	
Elias Tittus	608	Kart/IAME/Komet	8	Maxi Eigner	660	Mach1/IAME/Komet
	15				16	
Noah Schmitt	616	Exprit/IAME/Komet	7	Lenn Abbas	661	KR/IAME/Komet
	13				14	
Noah Daniel Nölken	617	Kart/IAME/Komet	6	Joelina Denzel	611	Kosmic/IAME/Komet
	11				12	
Konstantin Titze	628	LN/IAME/Komet	5	Moritz Weber	677	KR/IAME/Komet
	9				10	
Marius Bonconseil	622	OTK/IAME/Komet	4	Matteo Melis	702	Tbkart/IAME/Komet
	7				8	
Lukas Roos	633	Kosmic/IAME/Komet	3	Adrian Lorenz	630	KR/IAME/Komet
	5				6	
Tom Wickop	693	T.B.A./IAME/Komet	2	Emilio Bernd	615	KR/IAME/Komet
	3				4	
Quinten Van Leeuwen	704	Falcon/IAME/Komet	1	Lars Ramaer	605	Kosmic/IAME/Komet
	1				2	

Pole Position

Row

printed 16.06.2024 12:24

X30 JUNIOR

Final

Track length: 1.190 Km

Race Started: 15:08:13

Best Lap by: 628 - Konstantin Titze - 50.405

Rank	#	Driver	Nat	Sponsor Entrant	Nat	License E-License	Make	laps	T. Time Diff	Best Lap	Penalty	Points
1	1	605 Lars Ramaer	DEU	SIM-ON	DEU	NKA24939 KBF39246	Kosmic/IAME/Komet	16	13:38.027	50.568		50
2	-1	704 Quinten Van Leeuwen	NLD	Falcon racing team	NLD	IACJ12345 BIC11345	Falcon/IAME/Komet	16	13:39.283 1.256	50.463		44
3	0	693 Tom Wickop	DEU	DUTT MOTORSP. by FENSTER.COM	LUX	NKA16371 BICK867	T.B.A./IAME/Komet	16	13:39.782 1.755	50.605		38
4	2	622 Marius Bonconseil	DEU	Ebert Motorsport	DEU	NKA41072 KBF38528	OTK/IAME/Komet	16	13:39.988 1.961	50.550		34
5	4	628 Konstantin Titze	DEU	Ebert Motorsport	DEU	ITG36957 KBF38528	LN/IAME/Komet	16	13:41.295 3.268	50.405		31
6	9	608 Elias Tittus	DEU	MSC-Langenfeld e. V. im ADAC DUTT MOTORSP. by FENSTER.COM	LUX	ITG26232 K867	Tony Kart/IAME/Komet	16	13:41.810 3.783	50.547		26
7	0	633 Lukas Roos	DEU	SIM-ON	DEU	NKA26175 KBF39246	Kosmic/IAME/Komet	16	13:42.068 4.041	50.457		22
8	2	677 Moritz Weber	DEU	CV Performance Group	DEU	ITF39714 BIC38321	KR/IAME/Komet	16	13:42.557 4.530	50.702		18
9	-1	702 Matteo Melis	ITA	Tbkart racing team srl	ITA	IKCJ455903 BIF470451	Tbkart/IAME/Komet	16	13:43.476 5.449	50.463	+ 5 sec	14
10	12	614 Julian Bub	DEU	TB Racing Team	DEU	ITG38373 KBF38262	KR/IAME/Komet	16	13:46.233 8.206	50.818		10
11	0	617 Noah Daniel Nölken	DEU	DUTT MOTORSP. by FENSTER.COM	LUX	ITG43454 K867	Tony Kart/IAME/Komet	16	13:48.169 10.142	50.817		8
12	22	621 Finley Hölzel	DEU	ADAC Niedersachsen/Sachsen-Anhalt e.V.	DEU	NKA41923 BIC38443	Maranello/IAME/Komet	16	13:48.310 10.283	50.508		6
13	4	610 Lias Erbersdobler	DEU	ADAC Berlin-Brandenburg e.V. SIM-ON	DEU	ITG39045 BIF38321	Kosmic/IAME/Komet	16	13:48.524 10.497	50.586		4
14	0	661 Lenn Abbas	DEU	TB Racing Team	DEU	ITG42712 KBF38262	KR/IAME/Komet	16	13:49.232 11.205	50.845		2
15	-3	611 Joelina Denzel	DEU	AMC Ehingen e.V. SIM-ON	DEU	ITG38907 BIC39246	Kosmic/IAME/Komet	16	13:53.939 15.912	50.600	+ 5 sec	1
16	20	623 Charlotte Tille	DEU	NEES RACING	DEU	ITG38871 KBF38362	KR/IAME/Komet	16	13:55.353 17.326	50.715		0
17	6	670 Emil Drelok	DEU	Rocco Drelok	DEU	NKA10581 BEK1204568	LN/IAME/Komet	16	13:56.114 18.087	51.023		0
18	0	655 Edwin Schreiber	DEU	ADAC Sachsen e.V.	DEU	NKA20984 BIC39472	KR/IAME/Komet	16	13:56.178 18.151	50.942	+ 5 sec	0
19	6	684 Ben Götz	DEU	CV Performance Group	DEU	ITG39655 BIF38321	KR/IAME/Komet	16	13:57.289 19.262	50.983		0
20	-7	616 Noah Schmitt	DEU	AT Motorsport	DEU	ITG39703 KBF38996	Exprit/IAME/Komet	16	13:57.553 19.526	51.143		0
21	-5	660 Maxi Eigner	DEU	TR Motorsport	DEU	NKA36132 KBF23400	Mach1/IAME/Komet	16	14:00.352 22.325	50.866		0
22	11	612 Semir Velija	DEU	Lanari Racing Team	DEU	NKA26111 KBF17166	KR/IAME/Komet	16	14:00.971 22.944	51.073		0
23	9	607 Noah Eichele	DEU	Oliver Eichele	DEU	NKA39690 BEK39690	Alpha Karting/IAME/Komet	16	14:01.481 23.454	51.317		0
24	-5	637 Jan Alessio Stutz	DEU	ADAC Pfalz e.V. Stern Motorsport	DEU	NKA39928 KBF38195	KR/IAME/Komet	16	14:01.744 23.717	51.003		0
25	6	666 Valentin Knödel	DEU	Kartshop Ampfing	DEU	NKA39340 BIF25142	Drago Corse/IAME/Komet	16	14:02.100 24.073	51.464		0
26	-6	678 Noah Diewold	DEU	ADAC Südbaden e.V. Dörr Motorsport	DEU	ITG24933 BIF38420	KR/IAME/Komet	16	14:03.834 25.807	51.270	+ 5 sec	0
27	3	680 Tobias Hinterstoißer	DEU	Ebert Motorsport	DEU	ITG39211 KBF38528	LN/IAME/Komet	16	14:04.712 26.685	51.257	+ 5 sec	0
28	1	676 Fabian Burgstahler	DEU	ADAC Württemberg e.V. Stern Motorsport	DEU	NKA38363 KBF38195	KR/IAME/Komet	16	14:07.025 28.998	51.105		0
29	-8	644 Gustav Schreiber	DEU	ADAC Sachsen e.V.	DEU	NKA20985 BIC39472	KR/IAME/Komet	16	14:20.791 42.764	51.122	+ 5 sec	0
30	-3	699 Lenn Göckmann	DEU	ADAC Hessen-Thüringen e.V. Ebert Motorsport	DEU	NKA12140 KBF38528	LN/IAME/Komet	12	10:28.361 4 Laps	50.919		0
31	-27	615 Emilio Bernd	DEU	EB-Sportpromotion	DEU	ITG36776 IDC39462	KR/IAME/Komet	0	0.429 16 Laps			0
32	-27	630 Adrian Lorenz	DEU	CV Performance Group	DEU	NKA16728 BIC38321	KR/IAME/Komet	0				0
33	-9	626 Ben Gallert	DEU	RMW Motorsport	DEU	ITF38862 KBF12143	OTK/IAME/Komet	0				0
34	-8	695 Gabrijel Hofmann	DEU	ADAC Südbaden e.V. RF Racing	DEU	ITG39966 KBF41358	KR/IAME/Komet	0				0
35	-7	624 Noah Beckmann	DEU	RMW Motorsport	DEU	NKA12374 KBF39010	OTK/IAME/Komet	0				0

Not classified

DNS	606	Manuel Lettner	DEU	Kartshop Ampfing	DEU	NKA38527 BIC25142	Drago Corse/IAME/Komet	0	DNS			0
-----	-----	----------------	-----	------------------	-----	----------------------	------------------------	---	-----	--	--	---

Announcements

- # 702 + 5 sec wrong starting position
- # 611 + 5 sec leaving the track
- # 655,678,644,680 + 5 sec front fairing


Timekeeper
M.Riehmers

Race Director
H.Seidel

Page 1/1

These results are provisional until the conclusion of any judicial and technical matters!

Printed: 16.06.2024 / 15:51



INT. ADAC Kartrennen Wackersdorf

X30 JUNIOR

Pro Kart Raceland Wackersdorf 1,190 Km

Final

16.06.2024 15:00

Race (16 Laps) started at 15:08:13

Lap	Time of Day	Lap Tm	Diff	S1 Tm	S2 Tm	S3 Tm	Lap	Time of Day	Lap Tm	Diff	S1 Tm	S2 Tm	S3 Tm
(605) Lars Ramaer							1	15:09:08.477	53.468	+3.063	20.210	17.041	16.217
1	15:09:07.357	53.147	+2.579	20.070	16.917	16.160	2	15:10:00.943	52.466	+2.061	18.819	17.135	16.512
2	15:10:00.291	52.934	+2.366	19.287	17.107	16.540	3	15:10:54.121	53.178	+2.773	19.586	17.341	16.251
3	15:10:52.041	51.760	+1.182	19.178	16.548	16.024	4	15:11:44.999	50.878	+0.473	18.555	16.438	15.885
4	15:11:42.880	50.839	+0.271	18.562	16.372	15.905	5	15:12:35.800	50.801	+0.396	18.508	16.447	15.846
5	15:12:33.749	50.869	+0.301	18.531	16.429	15.909	6	15:13:27.003	51.203	+0.798	18.540	16.525	16.138
6	15:13:24.520	50.771	+0.203	18.504	16.351	15.916	7	15:14:17.547	50.544	+0.139	18.417	16.303	15.824
7	15:14:15.152	50.632	+0.064	18.448	16.347	15.837	8	15:15:08.188	50.641	+0.236	18.377	16.387	15.877
8	15:15:05.836	50.684	+0.116	18.440	16.336	15.908	9	15:15:59.850	51.662	+1.257	19.226	16.560	15.876
9	15:15:56.509	50.673	+0.105	18.436	16.363	15.874	10	15:16:50.447	50.597	+0.192	18.362	16.351	15.884
10	15:16:47.627	51.118	+0.550	18.838	16.455	15.825	11	15:17:41.077	50.630	+0.225	18.484	16.333	15.813
11	15:17:38.195	50.568		18.482	16.252	15.834	12	15:18:31.729	50.652	+0.247	18.411	16.336	15.905
12	15:18:28.861	50.666	+0.098	18.524	16.327	15.815	13	15:19:22.134	50.405		18.363	16.293	15.749
13	15:19:19.469	50.608	+0.040	18.476	16.284	15.848	14	15:20:12.806	50.672	+0.267	18.516	16.292	15.864
14	15:20:10.037	50.568		18.414	16.296	15.858	15	15:21:03.825	51.019	+0.614	18.449	16.536	16.034
15	15:21:01.104	51.067	+0.499	18.884	16.325	15.858	16	15:21:55.242	51.417	+1.012	18.894	16.494	16.029
16	15:21:51.974	50.870	+0.302	18.659	16.330	15.881	(608) Elias Tittus						
(704) Quinten Van Leeuwen							1	15:09:09.392	53.946	+3.399	20.256	17.083	16.607
1	15:09:07.142	53.195	+2.732	19.843	17.049	16.303	2	15:10:01.378	51.986	+1.439	18.989	16.761	16.236
2	15:10:00.266	53.124	+2.661	19.373	17.086	16.665	3	15:10:53.709	52.331	+1.784	19.350	16.932	16.049
3	15:10:53.278	53.012	+2.549	20.097	16.973	15.942	4	15:11:44.576	50.867	+0.320	18.522	16.401	15.944
4	15:11:44.220	50.942	+0.479	18.652	16.442	15.848	5	15:12:35.565	50.989	+0.442	18.746	16.425	15.818
5	15:12:35.305	51.085	+0.622	18.647	16.413	15.825	6	15:13:27.194	51.629	+1.082	18.640	16.529	16.460
6	15:13:26.233	50.928	+0.465	18.603	16.442	15.883	7	15:14:17.750	50.556	+0.009	18.457	16.288	15.811
7	15:14:16.911	50.678	+0.215	18.542	16.309	15.827	8	15:15:08.297	50.547		18.403	16.340	15.804
8	15:15:07.623	50.712	+0.249	18.439	16.374	15.899	9	15:15:59.223	50.926	+0.379	18.707	16.371	15.848
9	15:15:58.220	50.697	+0.134	18.446	16.336	15.815	10	15:16:49.920	50.697	+0.150	18.417	16.347	15.933
10	15:16:48.879	50.669	+0.196	18.467	16.371	15.821	11	15:17:40.777	50.867	+0.310	18.520	16.482	15.855
11	15:17:39.538	50.659	+0.196	18.503	16.336	15.820	12	15:18:31.355	50.578	+0.031	18.441	16.318	15.819
12	15:18:30.160	50.622	+0.159	18.464	16.374	15.784	13	15:19:22.021	50.666	+0.119	18.392	16.371	15.903
13	15:19:20.656	50.496	+0.033	18.380	16.334	15.782	14	15:20:13.056	51.035	+0.488	18.804	16.379	15.852
14	15:20:11.119	50.463		18.373	16.378	15.712	15	15:21:03.974	50.918	+0.371	18.381	16.468	16.069
15	15:21:01.686	50.567	+0.104	18.434	16.377	15.756	16	15:21:55.757	51.783	+1.236	18.868	16.649	16.266
16	15:21:53.230	51.544	+1.081	19.264	16.407	15.873	(633) Lukas Roos						
(693) Tom Wickop							1	15:09:07.767	53.434	+2.977	20.147	17.013	16.274
1	15:09:07.243	53.060	+2.455	19.774	17.045	16.241	2	15:10:01.599	53.832	+3.375	19.111	17.335	17.386
2	15:10:00.360	53.117	+2.512	19.458	17.117	16.542	3	15:10:54.443	52.844	+2.387	19.293	17.119	16.432
3	15:10:52.260	51.900	+1.295	19.389	16.601	15.910	4	15:11:45.385	50.942	+0.485	18.597	16.442	15.903
4	15:11:43.167	50.907	+0.302	18.630	16.427	15.850	5	15:12:36.152	50.767	+0.310	18.461	16.424	15.882
5	15:12:34.041	50.874	+0.269	18.532	16.453	15.889	6	15:13:27.314	51.162	+0.705	18.429	16.437	16.296
6	15:13:24.900	50.859	+0.254	18.551	16.406	15.902	7	15:14:18.025	50.711	+0.254	18.506	16.334	15.871
7	15:14:15.952	51.052	+0.447	18.748	16.420	15.884	8	15:15:08.668	50.643	+0.186	18.345	16.375	15.923
8	15:15:06.657	50.705	+0.100	18.449	15.902	15.889	9	15:16:00.171	51.503	+1.046	18.964	16.515	16.024
9	15:15:57.423	50.766	+0.161	18.477	16.446	15.843	10	15:16:51.085	50.914	+0.457	18.589	16.447	15.878
10	15:16:48.162	50.739	+0.134	18.545	16.339	15.855	11	15:17:41.697	50.612	+0.155	18.439	16.316	15.857
11	15:17:38.933	50.771	+0.166	18.537	16.387	15.847	12	15:18:32.351	50.654	+0.197	18.389	16.368	15.897
12	15:18:29.630	50.697	+0.092	18.557	16.310	15.830	13	15:19:22.939	50.588	+0.131	18.336	16.374	15.878
13	15:19:20.316	50.686	+0.081	18.523	16.382	15.781	14	15:20:13.396	50.457		18.383	16.291	15.783
14	15:20:10.921	50.605		18.487	16.308	15.810	15	15:21:04.049	50.653	+0.196	18.333	16.389	15.931
15	15:21:01.588	50.657	+0.062	18.501	16.343	15.823	16	15:21:56.015	51.966	+1.509	18.833	16.510	16.623
16	15:21:53.729	52.141	+1.536	19.827	16.407	15.907	(677) Moritz Weber						
(622) Marius Bonconseil							1	15:09:09.483	54.285	+3.583	20.269	17.447	16.569
1	15:09:08.206	53.299	+2.749	20.105	17.111	16.083	2	15:10:01.633	52.150	+1.448	19.102	16.910	16.138
2	15:10:00.813	52.607	+2.057	18.939	17.178	16.490	3	15:10:54.673	53.040	+2.338	19.700	16.793	16.547
3	15:10:53.126	52.313	+1.763	19.554	16.826	15.933	4	15:11:45.784	51.111	+0.409	18.523	16.614	15.974
4	15:11:44.159	51.033	+0.483	18.634	16.479	15.920	5	15:12:36.867	51.083	+0.381	18.532	16.598	15.953
5	15:12:35.235	51.076	+0.526	18.755	16.423	15.898	6	15:13:27.785	50.918	+0.216	18.494	16.509	15.915
6	15:13:26.479	51.244	+0.694	18.818	16.432	15.994	7	15:14:18.643	50.858	+0.156	18.498	16.452	15.908
7	15:14:17.162	50.683	+0.133	18.543	16.325	15.815	8	15:15:09.515	50.872	+0.170	18.446	16.496	15.930
8	15:15:07.905	50.743	+0.193	18.514	16.342	15.887	9	15:16:00.338	50.823	+0.121	18.541	16.428	15.854
9	15:15:58.622	50.717	+0.167	18.485	16.337	15.895	10	15:16:51.440	51.102	+0.400	18.500	16.729	15.873
10	15:16:49.284	50.662	+0.112	18.403	16.354	15.905	11	15:17:42.142	50.702		18.415	16.396	15.891
11	15:17:39.956	50.672	+0.122	18.472	16.362	15.838	12	15:18:32.901	50.759	+0.057	18.400	16.445	15.914
12	15:18:30.506	50.550		18.411	16.333	15.806	13	15:19:23.795	50.894	+0.192	18.420	16.475	15.999
13	15:19:21.121	50.615	+0.065	18.425	16.368	15.822	14	15:20:14.638	50.843	+0.141	18.399	16.496	15.948
14	15:20:11.784	50.663	+0.113	18.413	16.380	15.870	15	15:21:05.567	50.929	+0.227	18.459	16.461	16.009
15	15:21:02.599	50.815	+0.265	18.489	16.382	15.944	16	15:21:56.504	50.937	+0.235	18.494	16.518	15.925
16	15:21:53.935	51.336	+0.786	18.920	16.530	15.886	(702) Matteo Melis						
(628) Konstantin Titze							1	15:09:08.002	53.469	+3.006	20.336	17.021	16.112
1	15:09:07.357	53.147	+2.579	20.070	16.917	16.160	2	15:10:00.624	52.622	+2.159	19.014	17.211	16.397

Orbits



INT. ADAC Kartrennen Wackersdorf

X30 JUNIOR

Pro Kart Raceland Wackersdorf 1,190 Km

Final

16.06.2024 15:00

Race (16 Laps) started at 15:08:13

Lap	Time of Day	Lap Tm	Diff	S1 Tm	S2 Tm	S3 Tm	Lap	Time of Day	Lap Tm	Diff	S1 Tm	S2 Tm	S3 Tm
3	15:10:52.751	52.127	+1.664	19.613	16.592	15.922	5	15:12:41.263	52.070	+1.484	18.802	16.892	16.376
4	15:11:43.671	50.920	+0.457	18.596	16.457	15.867	6	15:13:32.075	50.812	+0.226	18.467	16.440	15.905
5	15:12:34.395	50.724	+0.261	18.507	16.395	15.822	7	15:14:23.707	51.632	+1.046	18.800	16.520	16.312
6	15:13:25.032	50.637	+0.174	18.460	16.392	15.785	8	15:15:15.352	51.645	+1.059	18.787	16.580	16.278
7	15:14:15.680	50.648	+0.185	18.468	16.399	15.781	9	15:16:06.362	51.010	+0.424	18.574	16.563	15.873
8	15:15:06.143	50.463		18.386	16.303	15.774	10	15:16:57.250	50.888	+0.302	18.487	16.483	15.918
9	15:15:56.752	50.609	+0.146	18.450	16.362	15.797	11	15:17:47.923	50.673	+0.087	18.475	16.324	15.874
10	15:16:47.528	50.776	+0.313	18.470	16.427	15.879	12	15:18:38.593	50.670	+0.084	18.470	16.338	15.862
11	15:17:38.095	50.567	+0.104	18.440	16.273	15.854	13	15:19:29.179	50.586		18.404	16.323	15.859
12	15:18:28.761	50.666	+0.203	18.471	16.334	15.861	14	15:20:19.917	50.738	+0.152	18.396	16.471	15.871
13	15:19:19.703	50.942	+0.479	18.763	16.388	15.791	15	15:21:10.757	50.840	+0.254	18.527	16.351	15.962
14	15:20:10.286	50.583	+0.120	18.426	16.367	15.790	16	15:22:02.471	51.714	+1.128	19.024	16.805	15.885
15	15:21:01.293	51.007	+0.544	18.742	16.427	15.838							
16	15:21:52.423	51.130	+0.667	18.891	16.408	15.831							
(614) Julian Bub							(661) Lenn Abbas						
1	15:09:11.221	54.679	+3.861	20.800	17.462	16.417	1	15:09:10.688	54.863	+4.018	21.094	17.272	16.497
2	15:10:03.240	52.019	+1.201	18.938	17.009	16.072	2	15:10:03.054	52.366	+1.521	19.342	16.976	16.048
3	15:10:55.899	52.659	+1.841	18.841	17.117	16.701	3	15:10:55.816	52.762	+1.917	19.215	17.083	16.464
4	15:11:47.992	52.093	+1.275	19.512	16.659	15.922	4	15:11:49.108	53.292	+2.447	20.163	16.944	16.185
5	15:12:39.188	51.196	+0.378	18.602	16.637	15.957	5	15:12:40.753	51.645	+0.800	18.901	16.742	16.002
6	15:13:30.117	50.929	+0.111	18.528	16.498	15.903	6	15:13:31.674	50.921	+0.076	18.652	16.436	15.893
7	15:14:21.064	50.947	+0.129	18.585	16.453	15.909	7	15:14:22.730	51.056	+0.211	18.687	16.434	15.935
8	15:15:11.886	50.822	+0.004	18.498	16.462	15.862	8	15:15:13.710	50.980	+0.135	18.597	16.403	15.980
9	15:16:02.704	50.818		18.554	16.391	15.873	9	15:16:04.711	51.001	+0.156	18.573	16.499	15.929
10	15:16:54.033	51.329	+0.511	18.737	16.682	15.910	10	15:16:55.598	50.887	+0.042	18.509	16.388	15.990
11	15:17:44.920	50.887	+0.069	18.544	16.404	15.939	11	15:17:46.970	51.372	+0.527	19.025	16.419	15.928
12	15:18:36.054	51.134	+0.316	18.561	16.641	15.932	12	15:18:37.815	50.845		18.568	16.379	15.898
13	15:19:27.111	51.057	+0.239	18.546	16.551	15.960	13	15:19:28.933	51.118	+0.273	18.657	16.500	15.961
14	15:20:18.054	50.943	+0.125	18.454	16.558	15.931	14	15:20:20.301	51.368	+0.523	18.479	16.938	15.951
15	15:21:08.946	50.892	+0.074	18.459	16.477	15.956	15	15:21:11.623	51.322	+0.477	18.978	16.457	15.887
16	15:22:00.180	51.234	+0.416	18.704	16.556	15.974	16	15:22:03.179	51.556	+0.711	18.528	16.595	16.433
(617) Noah Daniel Nölken							(611) Joeline Denzel						
1	15:09:09.933	54.687	+3.870	20.811	17.270	16.606	1	15:09:10.033	54.745	+4.145	21.278	17.146	16.321
2	15:10:02.030	52.097	+1.280	19.394	16.664	16.039	2	15:10:02.285	52.252	+1.652	19.485	16.788	15.979
3	15:10:55.639	53.609	+2.792	19.657	17.343	16.609	3	15:10:55.799	53.514	+2.914	19.289	17.334	16.891
4	15:11:47.122	51.483	+0.666	18.988	16.557	15.938	4	15:11:51.254	55.455	+4.855	19.580	19.050	16.825
5	15:12:38.378	51.256	+0.439	18.492	16.554	16.210	5	15:12:42.663	51.409	+0.809	18.859	16.595	15.955
6	15:13:29.367	50.989	+0.172	18.586	16.489	15.914	6	15:13:33.580	50.917	+0.317	18.536	16.494	15.887
7	15:14:20.495	51.128	+0.311	18.575	16.597	15.956	7	15:14:25.256	51.676	+1.076	19.088	16.712	15.876
8	15:15:11.437	50.942	+0.125	18.543	16.511	15.888	8	15:15:16.113	50.857	+0.257	18.501	16.451	15.905
9	15:16:02.550	51.113	+0.296	18.646	16.487	15.980	9	15:16:07.173	51.060	+0.460	18.539	16.564	15.957
10	15:16:54.357	51.807	+0.990	18.878	16.857	16.072	10	15:16:57.787	50.614	+0.014	18.422	16.379	15.813
11	15:17:45.403	51.046	+0.229	18.720	16.455	15.871	11	15:17:48.607	50.820	+0.220	18.557	16.400	15.863
12	15:18:36.473	51.070	+0.253	18.622	16.581	15.867	12	15:18:39.223	50.616	+0.016	18.376	16.366	15.874
13	15:19:27.461	50.988	+0.171	18.643	16.446	15.899	13	15:19:29.881	50.658	+0.058	18.441	16.380	15.837
14	15:20:18.278	50.817		18.462	16.472	15.883	14	15:20:20.481	50.600		18.466	16.363	15.771
15	15:21:10.645	52.367	+1.550	19.312	16.764	16.291	15	15:21:11.349	50.868	+0.268	18.518	16.469	15.881
16	15:22:02.116	51.471	+0.654	18.878	16.527	16.066	16	15:22:02.886	51.537	+0.937	18.620	16.725	16.192
(621) Finley Hölzel							(623) Charlotte Tille						
1	15:09:12.825	55.068	+4.560	21.077	17.442	16.549	1	15:09:13.359	55.385	+4.670	21.397	17.527	16.461
2	15:10:05.042	52.217	+1.709	18.915	16.890	16.412	2	15:10:06.949	53.690	+2.875	19.625	17.348	16.617
3	15:10:56.983	51.941	+1.433	19.270	16.712	15.959	3	15:10:59.264	52.315	+1.600	19.027	16.829	16.459
4	15:11:49.929	52.946	+2.438	19.342	17.337	16.267	4	15:11:51.649	52.385	+1.670	18.621	17.484	16.280
5	15:12:41.100	51.171	+0.663	18.512	16.600	16.059	5	15:12:43.985	52.336	+1.621	19.191	17.036	16.109
6	15:13:31.874	50.774	+0.266	18.511	16.464	15.799	6	15:13:35.495	51.510	+0.795	18.654	16.768	16.088
7	15:14:23.509	51.635	+1.127	18.850	16.476	16.309	7	15:14:27.576	52.081	+1.366	19.348	16.643	16.090
8	15:15:14.544	51.035	+0.527	18.616	16.510	15.909	8	15:15:18.664	51.088	+0.373	18.665	16.497	15.926
9	15:16:05.164	50.620	+0.112	18.516	16.308	15.796	9	15:16:09.394	50.730	+0.015	18.501	16.363	15.866
10	15:16:55.721	50.557	+0.049	18.438	16.307	15.812	10	15:17:00.452	51.058	+0.343	18.594	16.527	15.937
11	15:17:46.674	50.953	+0.445	18.765	16.351	15.837	11	15:17:51.684	51.232	+0.517	18.914	16.472	15.846
12	15:18:37.268	50.594	+0.086	18.545	16.303	15.746	12	15:18:42.399	50.715		18.451	16.417	15.847
13	15:19:27.776	50.508		18.423	16.320	15.765	13	15:19:35.463	53.064	+2.349	20.612	16.497	15.955
14	15:20:18.409	50.633	+0.125	18.495	16.397	15.741	14	15:20:26.886	51.423	+0.708	18.653	16.632	16.138
15	15:21:10.795	52.386	+1.878	19.413	16.538	16.435	15	15:21:18.163	51.277	+0.562	18.713	16.596	15.968
16	15:22:02.257	51.462	+0.954	18.894	16.592	15.976	16	15:22:09.300	51.137	+0.422	18.667	16.489	15.981
(610) Lias Erbersdobler							(670) Emil Drelok						
1	15:09:10.389	54.453	+3.867	20.764	17.361	16.328	1	15:09:12.921	55.706	+4.683	21.315	17.595	16.796
2	15:10:02.760	52.371	+1.785	19.484	16.836	16.051	2	15:10:06.039	53.118	+2.095	19.845	17.205	16.068
3	15:10:55.988	53.228	+2.642	18.911	17.799	16.518	3	15:10:58.148	52.109	+1.086	19.116	16.838	16.155
4	15:11:49.193	53.205	+2.619	20.122	17.024	16.059	4	15:11:51.317	53.169	+2.146	18.777	17.759	16.633
							5	15:12:43.377	52.060	+1.037	19.311	16.713	16.036
							6	15:13:34.543	51.166	+0.143	18.647	16.570	15.949

Orbits



INT. ADAC Kartrennen Wackersdorf

X30 JUNIOR

Pro Kart Raceland Wackersdorf 1,190 Km

Final

16.06.2024 15:00

Race (16 Laps) started at 15:08:13

Lap	Time of Day	Lap Tm	Diff	S1 Tm	S2 Tm	S3 Tm	Lap	Time of Day	Lap Tm	Diff	S1 Tm	S2 Tm	S3 Tm
7	15:14:26.659	52.116	+1.093	19.500	16.613	16.003	9	15:16:14.800	51.122	+0.256	18.546	16.584	15.992
8	15:15:18.241	51.682	+0.559	18.801	16.676	16.105	10	15:17:05.814	51.014	+0.148	18.578	16.464	15.972
9	15:16:09.264	51.023		18.567	16.611	15.845	11	15:17:56.779	50.965	+0.099	18.514	16.535	15.916
10	15:17:00.383	51.119	+0.096	18.602	16.464	16.053	12	15:18:48.448	51.669	+0.803	18.791	16.850	16.028
11	15:17:52.184	51.801	+0.778	19.023	16.829	15.949	13	15:19:39.438	50.990	+0.124	18.650	16.472	15.868
12	15:18:43.288	51.104	+0.081	18.597	16.545	15.962	14	15:20:30.758	51.320	+0.454	18.573	16.809	15.938
13	15:19:36.123	52.835	+1.812	19.978	16.684	16.173	15	15:21:22.784	52.026	+1.160	19.119	16.753	16.154
14	15:20:27.397	51.274	+0.251	18.623	16.589	16.062	16	15:22:14.299	51.515	+0.649	18.922	16.588	16.005
15	15:21:18.720	51.323	+0.300	18.651	16.626	16.046							
16	15:22:10.061	51.341	+0.318	18.669	16.608	16.064							

(655) Edwin Schreiber

1	15:09:11.773	55.782	+4.840	21.402	17.776	16.604
2	15:10:03.739	51.966	+1.024	18.974	16.202	16.018
3	15:10:56.295	52.556	+1.614	18.911	17.126	16.519
4	15:11:50.249	53.954	+3.012	19.885	17.586	16.483
5	15:12:41.602	51.363	+0.411	18.792	16.585	15.976
6	15:13:33.138	51.536	+0.594	18.696	16.571	16.269
7	15:14:24.431	51.293	+0.351	18.623	16.566	16.104
8	15:15:15.534	51.103	+0.161	18.603	16.539	15.961
9	15:16:06.682	51.148	+0.206	18.724	16.518	15.906
10	15:16:57.624	50.942		18.573	16.401	15.968
11	15:17:49.074	51.450	+0.508	19.068	16.446	15.936
12	15:18:40.152	51.078	+0.136	18.648	16.476	15.954
13	15:19:31.161	51.009	+0.067	18.622	16.442	15.945
14	15:20:22.277	51.116	+0.174	18.632	16.513	15.971
15	15:21:13.686	51.409	+0.467	18.780	16.610	16.019
16	15:22:05.125	51.439	+0.497	18.754	16.667	16.018

(612) Semir Velija

1	15:09:15.323	56.927	+5.854	21.424	18.185	17.318
2	15:10:07.685	52.362	+1.289	19.169	17.050	16.143
3	15:11:00.347	52.662	+1.589	19.710	16.901	16.051
4	15:11:52.940	52.593	+1.520	18.942	16.921	16.730
5	15:12:45.724	52.784	+1.711	19.659	17.034	16.091
6	15:13:37.243	51.519	+0.446	18.792	16.612	16.115
7	15:14:29.700	52.457	+1.384	19.181	16.970	16.306
8	15:15:21.597	51.897	+0.824	18.713	16.715	16.469
9	15:16:13.007	51.410	+0.337	18.655	16.600	16.155
10	15:17:04.142	51.135	+0.062	18.657	16.499	15.979
11	15:17:55.215	51.073		18.681	16.463	15.929
12	15:18:47.482	52.267	+1.194	19.248	16.652	16.367
13	15:19:38.796	51.314	+0.241	18.765	16.512	16.037
14	15:20:30.528	51.732	+0.659	18.980	16.654	16.098
15	15:21:23.014	52.486	+1.413	18.996	16.734	16.756
16	15:22:14.918	51.904	+0.831	19.122	16.653	16.129

(684) Ben Götz

1	15:09:13.015	55.617	+4.634	21.764	17.501	16.352
2	15:10:06.445	53.430	+2.447	19.755	17.441	16.234
3	15:10:58.652	52.207	+1.224	19.031	16.986	16.190
4	15:11:51.474	52.822	+1.839	18.763	17.575	16.484
5	15:12:43.050	51.576	+0.593	19.036	16.569	15.971
6	15:13:34.033	50.983		18.588	16.526	15.869
7	15:14:26.150	52.117	+1.134	19.569	16.613	15.935
8	15:15:20.377	54.227	+3.244	21.141	17.075	16.011
9	15:16:11.554	51.177	+0.194	18.623	16.677	15.877
10	15:17:02.537	50.983		18.629	16.485	15.969
11	15:17:54.451	51.914	+0.931	18.686	16.638	16.590
12	15:18:45.527	51.076	+0.093	18.620	16.572	15.884
13	15:19:36.746	51.219	+0.236	18.756	16.555	15.908
14	15:20:27.795	51.049	+0.066	18.549	16.608	15.892
15	15:21:19.954	52.159	+1.176	19.078	16.987	16.094
16	15:22:11.236	51.282	+0.299	18.728	16.630	15.924

(607) Noah Eichele

1	15:09:14.252	56.810	+5.493	21.728	18.219	16.863
2	15:10:06.882	52.630	+1.313	19.017	17.216	16.397
3	15:10:59.480	52.598	+1.281	19.236	16.870	16.492
4	15:11:52.050	52.570	+1.253	19.374	16.981	16.215
5	15:12:44.462	52.412	+1.095	19.341	16.997	16.074
6	15:13:36.391	51.929	+0.612	18.983	16.824	16.122
7	15:14:27.971	51.580	+0.263	18.930	16.663	15.987
8	15:15:20.109	52.138	+0.821	19.218	16.833	16.087
9	15:16:11.426	51.317		18.695	16.669	15.953
10	15:17:03.033	51.607	+0.290	18.891	16.712	16.004
11	15:17:54.830	51.797	+0.480	18.860	16.807	16.130
12	15:18:47.601	52.771	+1.454	19.215	16.825	16.731
13	15:19:39.107	51.506	+0.189	18.820	16.663	16.023
14	15:20:31.059	51.952	+0.635	18.694	17.142	16.116
15	15:21:23.095	52.036	+0.719	18.740	16.905	16.391
16	15:22:15.428	52.333	+1.016	19.557	16.764	16.012

(616) Noah Schmitt

1	15:09:11.461	56.089	+4.946	21.712	17.842	16.535
2	15:10:05.488	54.027	+2.884	19.441	17.375	17.211
3	15:10:58.816	53.328	+2.185	19.756	17.195	16.377
4	15:11:51.559	52.743	+1.600	18.831	17.552	16.360
5	15:12:44.681	53.122	+1.979	20.232	16.762	16.128
6	15:13:36.563	51.882	+0.739	18.953	16.788	16.141
7	15:14:28.214	51.651	+0.508	19.217	16.550	15.884
8	15:15:20.484	52.270	+1.127	19.327	16.953	15.990
9	15:16:11.716	51.232	+0.089	18.718	16.706	15.808
10	15:17:03.099	51.383	+0.240	19.000	16.494	15.889
11	15:17:54.717	51.618	+0.475	18.652	16.465	16.501
12	15:18:45.970	51.253	+0.110	18.866	16.519	15.868
13	15:19:37.246	51.276	+0.133	18.785	16.556	15.935
14	15:20:28.889	51.143		18.627	16.528	15.988
15	15:21:20.132	51.743	+0.600	18.741	16.946	16.056
16	15:22:11.500	51.368	+0.225	18.707	16.669	15.992

(637) Jan Alessio Stutz

1	15:09:12.467	56.129	+5.126	21.607	17.553	16.969
2	15:10:04.948	52.481	+1.478	19.054	16.972	16.455
3	15:10:57.464	52.516	+1.513	19.201	17.056	16.259
4	15:11:50.434	52.970	+1.967	19.048	17.377	16.545
5	15:12:41.893	51.459	+0.456	18.730	16.690	16.039
6	15:13:33.431	51.538	+0.535	18.659	16.493	16.386
7	15:14:25.942	52.511	+1.508	19.159	17.302	16.050
8	15:15:25.716	59.774	+8.771	25.628	17.749	16.397
9	15:16:16.895	51.179	+0.176	18.697	16.467	16.015
10	15:17:07.976	51.081	+0.078	18.659	16.467	15.955
11	15:17:59.157	51.181	+0.178	18.645	16.497	16.039
12	15:18:50.160	51.003		18.569	16.469	15.965
13	15:19:41.239	51.079	+0.076	18.617	16.480	15.982
14	15:20:32.428	51.189	+0.186	18.640	16.505	16.044
15	15:21:23.960	51.532	+0.529	18.826	16.627	16.079
16	15:22:15.691	51.731	+0.728	18.875	16.744	16.112

(660) Maxi Eigner

1	15:09:09.744	53.894	+3.028	20.422	17.057	16.415
2	15:10:01.794	52.050	+1.184	18.966	16.967	16.117
3	15:10:55.705	53.911	+3.045	19.905	17.100	16.906
4	15:11:48.419	52.714	+1.848	19.853	16.853	16.008
5	15:12:39.406	50.987	+0.121	18.480	16.528	15.979
6	15:13:30.411	51.005	+0.139	18.504	16.560	15.941
7	15:14:21.277	50.866		18.512	16.450	15.904
8	15:15:23.678	1:02.401	+11.535	29.633	16.754	16.014

(666) Valentin Knödel

1	15:09:14.666	56.381	+4.917	21.376	17.931	17.074
2	15:10:07.299	52.633	+1.169	19.443	16.972	16.218
3	15:10:59.544	52.245	+0.781	19.215	16.788	16.242
4	15:11:51.929	52.385	+0.921	19.137	16.893	16.355
5	15:12:44.335	52.406	+0.942	19.249	16.867	16.290
6	15:13:36.332	51.997	+0.533	18.942	16.945	16.110
7	15:14:29.049	52.717	+1.253	19.790	16.832	16.095
8	15:15:21.287	52.238	+0.774	18.784	17.218	16.236
9	15:16:13.226	51.939	+0.475	18.690	16.753	16.496
10	15:17:04.900	51.674	+0.210	18.786	16.830	16.058

Orbits



INT. ADAC Kartrennen Wackersdorf

X30 JUNIOR

Pro Kart Raceland Wackersdorf 1,190 Km

Final

16.06.2024 15:00

Race (16 Laps) started at 15:08:13

Lap	Time of Day	Lap Tm	Diff	S1 Tm	S2 Tm	S3 Tm	Lap	Time of Day	Lap Tm	Diff	S1 Tm	S2 Tm	S3 Tm
11	15:17:56.516	51.616	+0.152	18.956	16.713	15.947	13	15:19:56.003	51.130	+0.008	18.638	16.427	16.065
12	15:18:48.709	52.193	+0.729	18.953	16.852	16.388	14	15:20:47.187	51.184	+0.062	18.708	16.512	15.964
13	15:19:40.173	51.464		18.740	16.650	16.074	15	15:21:38.402	51.215	+0.093	18.636	16.507	16.072
14	15:20:32.070	51.897	+0.433	18.776	16.768	16.353	16	15:22:29.738	51.336	+0.214	18.621	16.601	16.114
15	15:21:24.177	52.107	+0.643	18.966	16.865	16.276							
16	15:22:16.047	51.870	+0.406	18.921	16.916	16.033							
(678) Noah Diewold							(699) Lenn Göckmann						
1	15:09:11.866	55.727	+4.457	21.614	17.610	16.503	1	15:09:14.819	56.994	+6.075	21.677	17.940	17.377
2	15:10:04.437	52.571	+1.301	19.112	17.188	16.271	2	15:10:07.414	52.595	+1.676	19.410	17.024	16.161
3	15:10:56.133	51.696	+0.426	18.863	16.714	16.119	3	15:11:00.788	53.374	+2.455	20.337	16.896	16.141
4	15:11:48.922	52.789	+1.519	19.588	17.084	16.117	4	15:11:52.824	52.036	+1.117	18.647	16.872	16.517
5	15:12:40.266	51.344	+0.074	18.639	16.591	16.114	5	15:12:44.270	51.446	+0.527	18.852	16.620	15.974
6	15:13:31.545	51.279	+0.009	18.688	16.586	16.105	6	15:13:35.740	51.470	+0.551	18.646	16.848	15.976
7	15:14:23.629	52.084	+0.814	18.913	16.712	16.459	7	15:14:27.020	51.280	+0.361	18.756	16.566	15.958
8	15:15:15.465	51.836	+0.566	18.659	16.691	16.486	8	15:15:18.096	51.076	+0.157	18.604	16.473	15.999
9	15:16:07.386	51.921	+0.651	18.995	16.747	16.179	9	15:16:09.166	51.070	+0.151	18.531	16.626	15.913
10	15:16:58.656	51.270		18.653	16.552	16.065	10	15:17:00.206	51.040	+0.121	18.450	16.573	16.017
11	15:17:50.219	51.563	+0.293	18.819	16.611	16.133	11	15:17:51.389	51.183	+0.264	18.777	16.488	15.918
12	15:18:41.876	51.657	+0.387	18.795	16.628	16.234	12	15:18:42.308	50.919		18.538	16.513	15.868
13	15:19:35.093	53.217	+1.947	19.743	17.260	16.214							
14	15:20:27.509	52.416	+1.146	18.798	16.753	16.865							
15	15:21:20.652	53.143	+1.873	19.327	17.489	16.327							
16	15:22:12.781	52.129	+0.859	18.937	16.890	16.302							
(680) Tobias Hinterstoiber													
1	15:09:12.666	55.837	+4.580	21.398	17.529	16.910							
2	15:10:05.613	52.947	+1.690	19.411	17.010	16.526							
3	15:10:58.331	52.718	+1.461	19.410	17.009	16.299							
4	15:11:51.384	53.053	+1.796	18.857	17.693	16.503							
5	15:12:43.670	52.286	+1.029	19.374	16.824	16.088							
6	15:13:35.428	51.758	+0.501	18.812	16.824	16.122							
7	15:14:27.819	52.391	+1.134	19.313	16.850	16.228							
8	15:15:19.510	51.691	+0.434	18.921	16.735	16.035							
9	15:16:10.767	51.257		18.712	16.530	16.015							
10	15:17:02.207	51.440	+0.183	18.709	16.656	16.075							
11	15:17:54.690	52.483	+1.226	18.792	16.972	16.719							
12	15:18:46.639	51.949	+0.692	19.174	16.782	15.993							
13	15:19:38.247	51.608	+0.351	18.816	16.690	16.102							
14	15:20:29.987	51.740	+0.483	19.123	16.588	16.029							
15	15:21:21.911	51.924	+0.667	18.999	16.796	16.129							
16	15:22:13.659	51.748	+0.491	18.761	16.875	16.112							
(676) Fabian Burgstahler													
1	15:09:14.758	56.799	+5.694	21.793	17.984	17.022							
2	15:10:07.091	52.333	+1.228	19.165	16.895	16.273							
3	15:11:00.209	53.118	+2.013	20.051	16.898	16.169							
4	15:11:52.855	52.646	+1.541	18.899	17.000	16.747							
5	15:12:46.006	53.151	+2.046	19.661	17.397	16.093							
6	15:13:37.499	51.493	+0.388	18.718	16.785	15.990							
7	15:14:29.325	51.826	+0.721	18.942	16.818	16.066							
8	15:15:21.089	51.764	+0.659	18.758	16.840	16.166							
9	15:16:12.345	51.256	+0.151	18.714	16.571	15.971							
10	15:17:03.450	51.105		18.613	16.532	15.960							
11	15:17:55.051	51.601	+0.496	18.805	16.712	16.084							
12	15:18:47.253	52.202	+1.097	19.207	16.727	16.268							
13	15:19:38.444	51.191	+0.086	18.735	16.526	15.930							
14	15:20:30.281	51.837	+0.732	19.120	16.600	16.117							
15	15:21:23.018	52.737	+1.632	19.102	16.773	16.862							
16	15:22:20.972	57.954	+6.849	24.823	16.969	16.162							
(644) Gustav Schreiber													
1	15:09:12.406	55.098	+3.976	21.180	17.379	16.539							
2	15:10:05.400	52.994	+1.872	18.744	17.219	17.031							
3	15:10:57.616	52.216	+1.094	19.211	16.837	16.168							
4	15:11:51.109	53.493	+2.371	19.058	17.893	16.542							
5	15:12:42.231	51.122		18.733	16.457	15.932							
6	15:13:33.385	51.154	+0.032	18.672	16.522	16.060							
7	15:14:48.554	1:15.169	+24.047	41.229	17.816	16.124							
8	15:15:39.744	51.190	+0.068	18.700	16.527	15.963							
9	15:16:31.104	51.360	+0.238	18.799	16.524	16.037							
10	15:17:22.336	51.232	+0.110	18.836	16.376	16.020							
11	15:18:13.576	51.240	+0.118	18.780	16.426	16.034							
12	15:19:04.873	51.297	+0.175	18.702	16.529	16.066							



INT. ADAC Kartrennen Wackersdorf

Lapchart

X30 JUNIOR

Pro Kart Raceland Wackersdorf 1,190 Km

Final

16.06.2024 15:00

Race (16 Laps) started at 15:08:13

Competitors	Laps																	
		0	1	2	3	4	5	6	7	8	9	10	11	12	13	14	15	16
Quinten Van Leeuwen (704)	1	704	704	704	605	605	605	605	605	605	605	702	702	702	605	605	605	605
Tom Wickop (693)	2	693	693	605	693	693	693	693	702	702	702	605	605	605	702	702	702	702
Lars Ramaer (605)	3	605	605	693	702	702	702	702	693	693	693	693	693	693	693	693	693	704
Lukas Roos (633)	4	633	633	702	622	622	622	704	704	704	704	704	704	704	704	704	704	693
Emilio Bernd (615)	5	615	702	622	704	704	704	622	622	622	622	622	622	622	622	622	622	622
Matteo Melis (702)	6	702	622	628	608	608	608	628	628	628	608	608	608	608	608	628	628	628
Marius Bonconseil (622)	7	622	628	608	628	628	628	608	608	608	628	628	628	628	628	608	608	608
Konstantin Titze (628)	8	628	608	633	633	633	633	633	633	633	633	633	633	633	633	633	633	633
Moritz Weber (677)	9	677	677	677	677	677	677	677	677	677	677	677	677	677	677	677	677	677
Noah Daniel Nölken (617)	10	617	660	660	617	617	617	617	617	617	617	614	614	614	614	614	614	614
Joelina Denzel (611)	11	611	617	617	660	614	614	614	614	614	614	617	617	617	617	617	617	617
Noah Schmitt (616)	12	616	611	611	611	660	660	660	660	661	661	661	621	621	621	621	610	621
Elias Tittus (608)	13	608	610	610	661	678	678	678	661	621	621	621	661	661	661	610	621	610
Lenn Abbas (661)	14	661	661	661	614	661	661	661	621	610	610	610	610	610	610	661	611	611
Maxi Eigner (660)	15	660	614	614	610	610	621	621	678	678	655	655	611	611	611	611	661	661
Lias Erbersdobler (610)	16	610	616	655	678	621	610	610	610	655	611	611	655	655	655	655	655	655
Edwin Schreiber (655)	17	655	655	678	655	655	655	655	655	611	678	678	678	678	678	623	623	623
Noah Diewold (678)	18	678	678	637	621	637	637	644	611	699	699	699	699	699	699	623	670	670
Jan Alessio Stutz (637)	19	637	644	621	637	644	644	637	637	670	670	670	623	623	670	678	684	684
Julian Bub (614)	20	614	637	644	644	611	611	611	684	623	623	623	670	670	684	684	616	616
Tobias Hinterstoißer (680)	21	680	680	616	670	670	684	684	670	680	680	680	684	684	616	616	678	678
Emil Drelok (670)	22	670	621	680	680	680	670	670	699	607	607	684	680	616	680	680	680	680
Gustav Schreiber (644)	23	644	670	670	684	684	680	680	623	684	684	607	616	680	676	676	660	660
Ben Götz (684)	24	684	684	684	616	616	623	623	680	616	616	616	607	676	612	612	612	612
Noah Eichele (607)	25	607	623	607	623	623	699	699	607	676	676	676	676	612	607	660	676	607
Finley Hölzel (621)	26	621	607	623	607	666	666	666	616	666	612	612	612	607	660	607	607	637
Lenn Göckmann (699)	27	699	666	676	666	607	607	607	666	612	666	666	666	660	666	666	637	666
Fabian Burgstahler (676)	28	676	676	666	676	699	616	616	676	660	660	660	660	666	637	637	666	676
Charlotte Tille (623)	29	623	699	699	612	676	612	612	612	637	637	637	637	637	644	644	644	644
Valentin Knödel (666)	30	666	612	612	699	612	676	676	644	644	644	644	644	644				
Semir Velija (612)	31	612																
-	32																	
-	33																	
-	34																	
-	35																	
-	36																	



X30 JUNIOR

Final Revision 2

Track length: 1.190 Km

Race Started: 15:08:13

Best Lap by: 628 - Konstantin Titze - 50.405

Rank	#	Driver	Nat	Sponsor Entrant	Nat	License E-License	Make	laps	T. Time Diff	Best Lap	Penalty	Points
1	1	605 Lars Ramaer	DEU	SIM-ON	DEU	NKA24939 KBF39246	Kosmic/IAME/Komet	16	13:38.027	50.568		50
2	-1	704 Quinten Van Leeuwen	NLD	Falcon racing team	NLD	IACJ12345 BIC11345	Falcon/IAME/Komet	16	13:39.283 1.256	50.463		44
3	0	693 Tom Wickop	DEU	DUTT MOTORSP. by FENSTER.COM	LUX	NKA16371 BICK867	T.B.A./IAME/Komet	16	13:39.782 1.755	50.605		38
4	2	622 Marius Bonconseil	DEU	Ebert Motorsport	DEU	NKA41072 KBF38528	OTK/IAME/Komet	16	13:39.988 1.961	50.550		34
5	4	628 Konstantin Titze	DEU	Ebert Motorsport	DEU	ITG36957 KBF38528	LN/IAME/Komet	16	13:41.295 3.268	50.405		31
6	9	608 Elias Tittus	DEU	MSC-Langenfeld e. V. im ADAC DUTT MOTORSP. by FENSTER.COM	LUX	ITG26232 K867	Tony Kart/IAME/Komet	16	13:41.810 3.783	50.547		26
7	0	633 Lukas Roos	DEU	SIM-ON	DEU	NKA26175 KBF39246	Kosmic/IAME/Komet	16	13:42.068 4.041	50.457		22
8	2	677 Moritz Weber	DEU	CV Performance Group	DEU	ITF39714 BIC38321	KR/IAME/Komet	16	13:42.557 4.530	50.702		18
9	-1	702 Matteo Melis	ITA	Tbkart racing team srl	ITA	IKCJ455903 BIF470451	Tbkart/IAME/Komet	16	13:43.476 5.449	50.463	+ 5 sec	14
10	12	614 Julian Bub	DEU	TB Racing Team	DEU	ITG38373 KBF38262	KR/IAME/Komet	16	13:46.233 8.206	50.818		10
11	0	617 Noah Daniel Nölken	DEU	DUTT MOTORSP. by FENSTER.COM	LUX	ITG43454 K867	Tony Kart/IAME/Komet	16	13:48.169 10.142	50.817		8
12	22	621 Finley Hölzel	DEU	ADAC Niedersachsen/Sachsen-Anhalt e.V.	DEU	NKA41923 BIC38443	Maranello/IAME/Komet	16	13:48.310 10.283	50.508		6
13	4	610 Lias Erbersdobler	DEU	ADAC Berlin-Brandenburg e.V. SIM-ON	DEU	ITG39045 BIF38321	Kosmic/IAME/Komet	16	13:48.524 10.497	50.586		4
14	0	661 Lenn Abbas	DEU	TB Racing Team	DEU	ITG42712 KBF38262	KR/IAME/Komet	16	13:49.232 11.205	50.845		2
15	-3	611 Joelina Denzel	DEU	AMC Ehingen e.V. SIM-ON	DEU	ITG38907 BIC39246	Kosmic/IAME/Komet	16	13:53.939 15.912	50.600	+ 5 sec	1
16	20	623 Charlotte Tille	DEU	NEES RACING	DEU	ITG38871 KBF38362	KR/IAME/Komet	16	13:55.353 17.326	50.715		0
17	6	670 Emil Drellok	DEU	Rocco Drellok	DEU	NKA10581 BEK1204568	LN/IAME/Komet	16	13:56.114 18.087	51.023		0
18	7	684 Ben Götz	DEU	CV Performance Group	DEU	ITG39655 BIF38321	KR/IAME/Komet	16	13:57.289 19.262	50.983		0
19	-6	616 Noah Schmitt	DEU	AT Motorsport	DEU	ITG39703 KBF38996	Exprit/IAME/Komet	16	13:57.553 19.526	51.143		0
20	-4	660 Maxi Eigner	DEU	TR Motorsport	DEU	NKA36132 KBF23400	Mach1/IAME/Komet	16	14:00.352 22.325	50.866		0
21	12	612 Semir Velija	DEU	Lanari Racing Team	DEU	NKA26111 KBF17166	KR/IAME/Komet	16	14:00.971 22.944	51.073		0
22	10	607 Noah Eichele	DEU	Oliver Eichele	DEU	NKA39690 BEK39690	Alpha Karting/IAME/Komet	16	14:01.481 23.454	51.317		0
23	-4	637 Jan Alessio Stutz	DEU	ADAC Pfalz e.V. Stern Motorsport	DEU	NKA39928 KBF38195	KR/IAME/Komet	16	14:01.744 23.717	51.003		0
24	7	666 Valentin Knödel	DEU	Kartshop Ampfing	DEU	NKA39340 BIF25142	Drago Corse/IAME/Komet	16	14:02.100 24.073	51.464		0
25	-5	678 Noah Diewold	DEU	ADAC Südbaden e.V. Dörr Motorsport	DEU	ITG24933 BIF38420	KR/IAME/Komet	16	14:03.834 25.807	51.270	+ 5 sec	0
26	4	680 Tobias Hinterstoßer	DEU	Ebert Motorsport	DEU	ITG39211 KBF38528	LN/IAME/Komet	16	14:04.712 26.685	51.257	+ 5 sec	0
27	2	676 Fabian Burgstahler	DEU	ADAC Württemberg e.V. Stern Motorsport	DEU	NKA38363 KBF38195	KR/IAME/Komet	16	14:07.025 28.998	51.105		0
28	-7	644 Gustav Schreiber	DEU	ADAC Sachsen e.V.	DEU	NKA20985 BIC39472	KR/IAME/Komet	16	14:20.791 42.764	51.122	+ 5 sec	0
29	-2	699 Lenn Göckmann	DEU	ADAC Hessen-Thüringen e.V. Ebert Motorsport	DEU	NKA12140 KBF38528	LN/IAME/Komet	12	10:28.361 4 Laps	50.919		0
30	-26	615 Emilio Bernd	DEU	EB-Sportpromotion	DEU	ITG36776 IDC39462	KR/IAME/Komet	0	0.429 16 Laps			0
31	-26	630 Adrian Lorenz	DEU	CV Performance Group	DEU	NKA16728 BIC38321	KR/IAME/Komet	0				0
32	-8	626 Ben Gallert	DEU	RMW Motorsport	DEU	ITF38862 KBF12143	OTK/IAME/Komet	0				0
33	-7	695 Gabor Hofmann	DEU	ADAC Südbaden e.V. RF Racing	DEU	ITG39966 KBF41358	KR/IAME/Komet	0				0
34	-6	624 Noah Beckmann	DEU	RMW Motorsport	DEU	NKA12374 KBF39010	OTK/IAME/Komet	0				0

Not classified

DNS	606	Manuel Lettner	DEU	Kartshop Ampfing	DEU	NKA38527 BIC25142	Drago Corse/IAME/Komet	0	DNS			0
DSQ	655	Edwin Schreiber	DEU	ADAC Sachsen e.V.	DEU	NKA20984 BIC39472	KR/IAME/Komet	16	DSQ	50.942	+ 5 sec	0

Announcements

- # 702 + 5 sec wrong starting position
- # 611 + 5 sec leaving the track
- # 655,678,644,680 + 5 sec front fairing
- # 655 DQ Steward desision

X30 JUNIOR

Final Revision 3

Track length: 1.190 Km

Race Started: 15:08:13

Best Lap by: 628 - Konstantin Titze - 50.405

Rank	#	Driver	Nat	Sponsor Entrant	Nat	License E-License	Make	laps	T. Time Diff	Best Lap	Penalty	Points
1	1	605 Lars Ramaer	DEU	SIM-ON	DEU	NKA24939 KBF39246	Kosmic/IAME/Komet	16	13:38.027	50.568		50
2	-1	704 Quinten Van Leeuwen	NLD	Falcon racing team	NLD	IACJ12345 BIC11345	Falcon/IAME/Komet	16	13:39.283 1.256	50.463		0
3	0	693 Tom Wickop	DEU	DUTT MOTORSP. by FENSTER.COM	LUX	NKA16371 BICK867	T.B.A./IAME/Komet	16	13:39.782 1.755	50.605		44
4	2	622 Marius Bonconseil	DEU	Ebert Motorsport	DEU	NKA41072 KBF38528	OTK/IAME/Komet	16	13:39.988 1.961	50.550		38
5	4	628 Konstantin Titze	DEU	Ebert Motorsport	DEU	ITG36957 KBF38528	LN/IAME/Komet	16	13:41.295 3.268	50.405		35
6	9	608 Elias Tittus	DEU	MSC-Langenfeld e. V. im ADAC DUTT MOTORSP. by FENSTER.COM	LUX	ITG26232 K867	Tony Kart/IAME/Komet	16	13:41.810 3.783	50.547		30
7	0	633 Lukas Roos	DEU	SIM-ON	DEU	NKA26175 KBF39246	Kosmic/IAME/Komet	16	13:42.068 4.041	50.457		26
8	2	677 Moritz Weber	DEU	CV Performance Group	DEU	ITF39714 BIC38321	KR/IAME/Komet	16	13:42.557 4.530	50.702		22
9	-1	702 Matteo Melis	ITA	Tbkart racing team srl	ITA	IKCJ455903 BIF470451	Tbkart/IAME/Komet	16	13:43.476 5.449	50.463	+ 5 sec	0
10	12	614 Julian Bub	DEU	TB Racing Team	DEU	ITG38373 KBF38262	KR/IAME/Komet	16	13:46.233 8.206	50.818		18
11	0	617 Noah Daniel Nölken	DEU	DUTT MOTORSP. by FENSTER.COM	LUX	ITG43454 K867	Tony Kart/IAME/Komet	16	13:48.169 10.142	50.817		14
12	22	621 Finley Hölzel	DEU	ADAC Niedersachsen/Sachsen-Anhalt e.V.	DEU	NKA41923 BIC38443	Maranello/IAME/Komet	16	13:48.310 10.283	50.508		10
13	4	610 Lias Erbersdobler	DEU	ADAC Berlin-Brandenburg e.V. SIM-ON	DEU	ITG39045 BIF38321	Kosmic/IAME/Komet	16	13:48.524 10.497	50.586		8
14	0	661 Lenn Abbas	DEU	TB Racing Team	DEU	ITG42712 KBF38262	KR/IAME/Komet	16	13:49.232 11.205	50.845		6
15	-3	611 Joelina Denzel	DEU	AMC Ehingen e.V. SIM-ON	DEU	ITG38907 BIC39246	Kosmic/IAME/Komet	16	13:53.939 15.912	50.600	+ 5 sec	4
16	20	623 Charlotte Tille	DEU	NEES RACING	DEU	ITG38871 KBF38362	KR/IAME/Komet	16	13:55.353 17.326	50.715		2
17	6	670 Emil Drellok	DEU	Rocco Drellok	DEU	NKA10581 BEK1204568	LN/IAME/Komet	16	13:56.114 18.087	51.023		1
18	7	684 Ben Götz	DEU	CV Performance Group	DEU	ITG39655 BIF38321	KR/IAME/Komet	16	13:57.289 19.262	50.983		0
19	-6	616 Noah Schmitt	DEU	AT Motorsport	DEU	ITG39703 KBF38996	Exprit/IAME/Komet	16	13:57.553 19.526	51.143		0
20	-4	660 Maxi Eigner	DEU	TR Motorsport	DEU	NKA36132 KBF23400	Mach1/IAME/Komet	16	14:00.352 22.325	50.866		0
21	12	612 Semir Velija	DEU	Lanari Racing Team	DEU	NKA26111 KBF17166	KR/IAME/Komet	16	14:00.971 22.944	51.073		0
22	10	607 Noah Eichele	DEU	Oliver Eichele	DEU	NKA39690 BEK39690	Alpha Karting/IAME/Komet	16	14:01.481 23.454	51.317		0
23	-4	637 Jan Alessio Stutz	DEU	ADAC Pfalz e.V. Stern Motorsport	DEU	NKA39928 KBF38195	KR/IAME/Komet	16	14:01.744 23.717	51.003		0
24	7	666 Valentin Knödel	DEU	Kartshop Ampfing	DEU	NKA39340 BIF25142	Drago Corse/IAME/Komet	16	14:02.100 24.073	51.464		0
25	-5	678 Noah Diewold	DEU	ADAC Südbaden e.V. Dörr Motorsport	DEU	ITG24933 BIF38420	KR/IAME/Komet	16	14:03.834 25.807	51.270	+ 5 sec	0
26	4	680 Tobias Hinterstoßer	DEU	Ebert Motorsport	DEU	ITG39211 KBF38528	LN/IAME/Komet	16	14:04.712 26.685	51.257	+ 5 sec	0
27	2	676 Fabian Burgstahler	DEU	ADAC Württemberg e.V. Stern Motorsport	DEU	NKA38363 KBF38195	KR/IAME/Komet	16	14:07.025 28.998	51.105		0
28	-7	644 Gustav Schreiber	DEU	ADAC Sachsen e.V.	DEU	NKA20985 BIC39472	KR/IAME/Komet	16	14:20.791 42.764	51.122	+ 5 sec	0
29	-2	699 Lenn Göckmann	DEU	ADAC Hessen-Thüringen e.V. Ebert Motorsport	DEU	NKA12140 KBF38528	LN/IAME/Komet	12	10:28.361 4 Laps	50.919		0
30	-26	615 Emilio Bernd	DEU	EB-Sportpromotion	DEU	ITG36776 IDC39462	KR/IAME/Komet	0	0.429 16 Laps			0
31	-26	630 Adrian Lorenz	DEU	CV Performance Group	DEU	NKA16728 BIC38321	KR/IAME/Komet	0				0
32	-8	626 Ben Gallert	DEU	RMW Motorsport	DEU	ITF38862 KBF12143	OTK/IAME/Komet	0				0
33	-7	695 Gabor Hofmann	DEU	ADAC Südbaden e.V. RF Racing	DEU	ITG39966 KBF41358	KR/IAME/Komet	0				0
34	-6	624 Noah Beckmann	DEU	RMW Motorsport	DEU	NKA12374 KBF39010	OTK/IAME/Komet	0				0

Not classified

DNS	606	Manuel Lettner	DEU	Kartshop Ampfing	DEU	NKA38527 BIC25142	Drago Corse/IAME/Komet	0	DNS			0
DSQ	655	Edwin Schreiber	DEU	ADAC Sachsen e.V.	DEU	NKA20984 BIC39472	KR/IAME/Komet	16	DSQ	50.942	+ 5 sec	0

Announcements

- # 702 + 5 sec wrong starting position
- # 611 + 5 sec leaving the track
- # 655,678,644,680 + 5 sec front fairing
- # 655 DQ Steward desision